

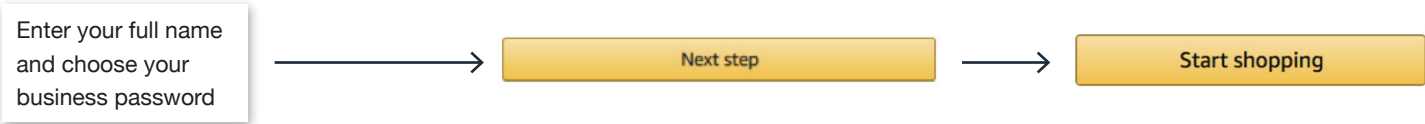
First Time User Registration Guide

You will be prompted to create an Amazon Business account before your first requisition through Amazon using your E-Procurement program.

Use the below scenarios to understand how to take appropriate action for creating an Amazon Business user account.

Scenario 1 Create a new business user account

If you have not previously used your work email address on Amazon.com, account set up is simple!

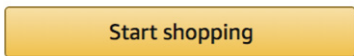


Scenario 2 Convert your existing Amazon Account

Sign in to the existing account that you use for business purchases on Amazon.com.

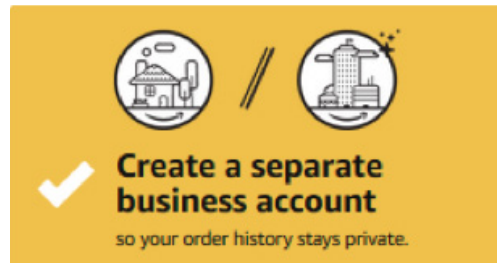


If you already have an Amazon account tied to your work email address and use this account solely for business purchases, you will migrate this existing account to your organization's Amazon Business account. Do not choose this option if you have made personal purchases on this account.



Scenario 3 Separate Business and Personal Shopping

Sign in to the existing account you use for business/personal purchases on Amazon.com.



If you have an existing Amazon account tied to your work email and use this account for business and personal purchases, we will separate your personal order history from your work email.

Choose a new email for your existing Amazon account. Your password stays the same

The email designated here, will be used to access your previous account, including existing order history and saved payments or shipping addresses.

