

Research Guidance

1. Introduction

1.1 Start

Research Guidance!

1.2 Welcome

Welcome to the Research Guidance Learning Module!

You can listen to or view the contents of this module.

To navigate forward just click the NEXT button located in the bottom right hand corner of this screen.

1.3 Learning Outcomes

Most of us can use a little research guidance on occasion!

After completing this module you will be able to...

- Recognize tools for starting library research on your topic including all the things you can do from the Library Search box
- Recognize the importance of Library guides, and
- Find and use our Ask-A-Librarian service!

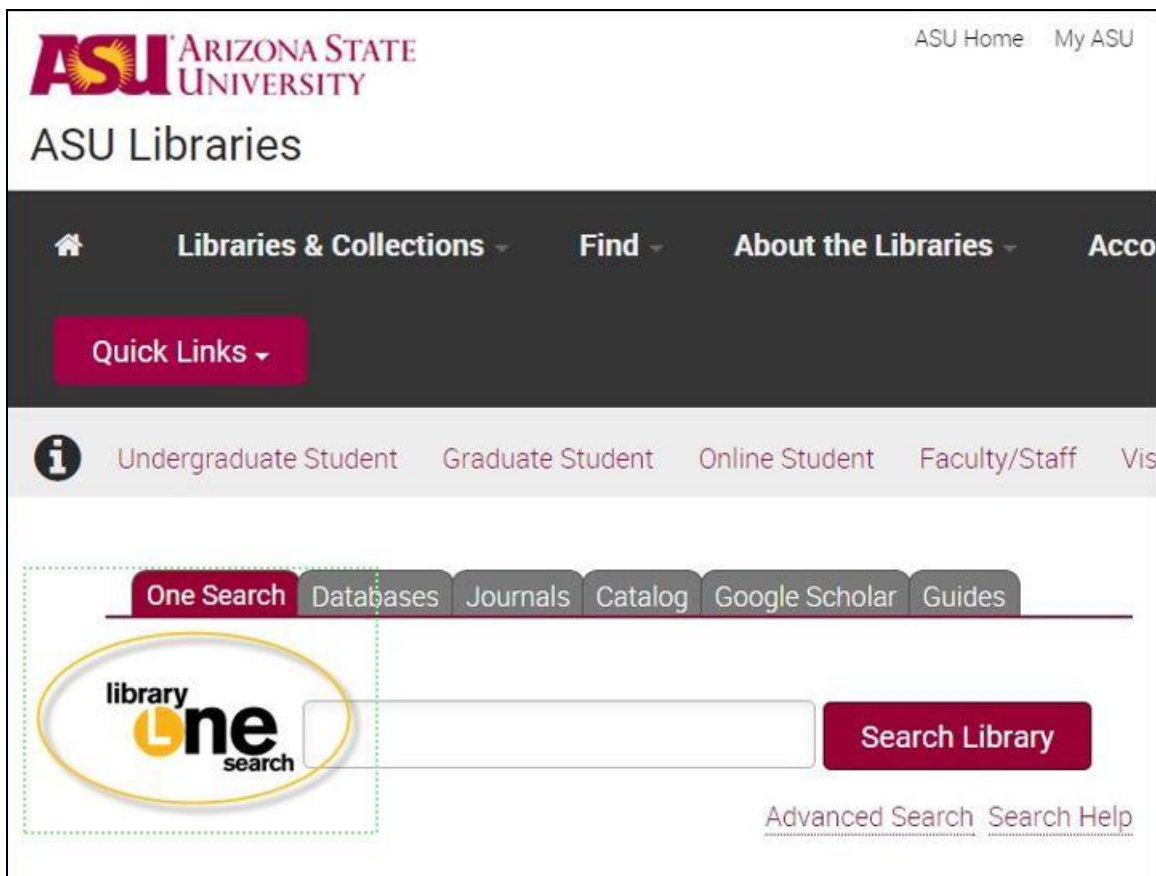
2. Starting Point

2.1 Getting Started

When you need to do research for a library assignment you might wonder...

- Where can I find great resources for my paper topic?
- What are library guides and where can I find them?
- Can I get library help online?

2.2 OneSearch Intro



The screenshot displays the ASU Libraries website. At the top left is the ASU logo and "ARIZONA STATE UNIVERSITY". To the right are links for "ASU Home" and "My ASU". Below this is the "ASU Libraries" title. A dark navigation bar contains "Libraries & Collections", "Find", "About the Libraries", and "Acco". A pink "Quick Links" button is also present. Below the navigation bar is a grey bar with an information icon and links for "Undergraduate Student", "Graduate Student", "Online Student", "Faculty/Staff", and "Vis". The main content area features a search bar with tabs for "One Search", "Databases", "Journals", "Catalog", "Google Scholar", and "Guides". The "One Search" tab is selected. The search bar contains the "library One search" logo and a search input field. To the right of the input field is a pink "Search Library" button. Below the search bar are links for "Advanced Search" and "Search Help".

The Library One Search option is a great place to begin searching for information and most topics.

It's like *Google* but for library resources!

You'll find this search box on the Library Home Page and the MyASU Library page.

2.3 Library Minute



This *Library Minute* describes what Library One Search is and the benefits of using it for your research!

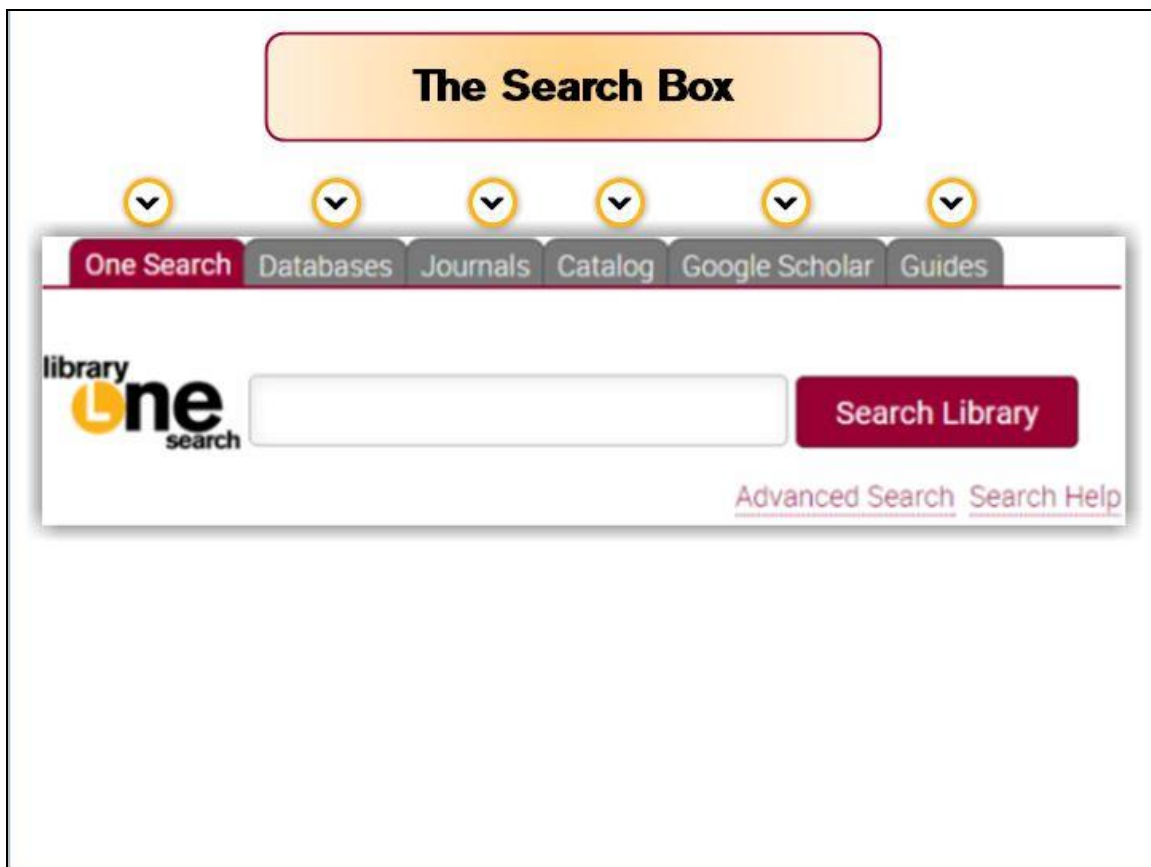
3. Search Box Explained

3.1 SearchBox Exploration Slide

You have learned a little bit about One Search...

Use the arrows above the search box to discover how each tab will help you when doing library research!

After viewing each tab, click NEXT to continue...



3.2 Searchbox interaction

It's time to test your knowledge about what can be found using tabs on the search box!

Click NEXT to practice determining which tab is used to find each type of information!

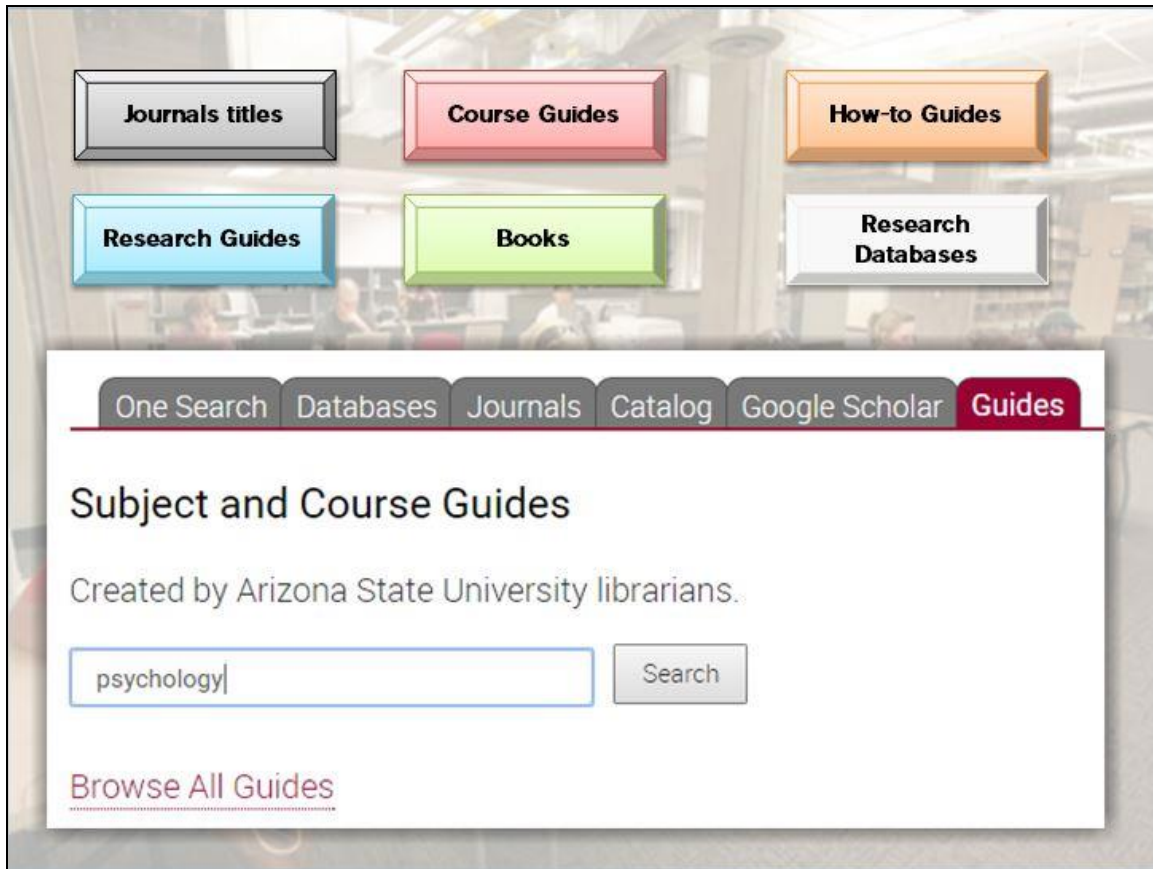
3.3 Library guides interaction

(Drag and Drop, 10 points, unlimited attempts permitted)

Here is the Guides tab...

Drag the 3 items you can find using this tab down to the Search Box below!

Be sure to click **SUBMIT!**



| Drag Item | Drop Target |
|--------------------|-------------|
| Research Guides | Correct |
| How-to Guides | Correct |
| Journals titles | |
| Books | |
| Research Databases | |
| Course Guides | Correct |

3.4 Journals interaction

(Drag and Drop, 10 points, unlimited attempts permitted)

If you were using the Journals tab, which 2 items would you be able to find?

Drag them to the Search Box and click SUBMIT.

The screenshot shows a library website interface. At the top, there are six colored buttons: 'Print Journal Titles' (grey), 'Newspaper Articles' (orange), 'Library Guides' (blue), 'ASU Dissertations' (yellow), 'E-Journal Titles' (light blue), and 'E-Books' (pink). Below these is a search box with tabs for 'One Search', 'Databases', 'Journals', 'Catalog', 'Google Scholar', and 'Guides'. The 'Journals' tab is selected. The search box contains the text 'Electronic Journals' and a note: 'Do not include quotation marks for this search.' There are two search input fields: one with a dropdown menu set to 'title begins with' and the text 'health psychology', and another with a dropdown menu set to 'Social Sciences' and a 'Search' button. Below the search box, there is a 'Note: If you don't find a particular title through the Electronic Journal search, try the Print Journal search below.' and a 'Print Journals (Searches catalog)' section with a dropdown menu set to 'Journal Title' and the text 'health psychology', and a 'Find Journal' button.

Drag Item

Drop Target

E- Books

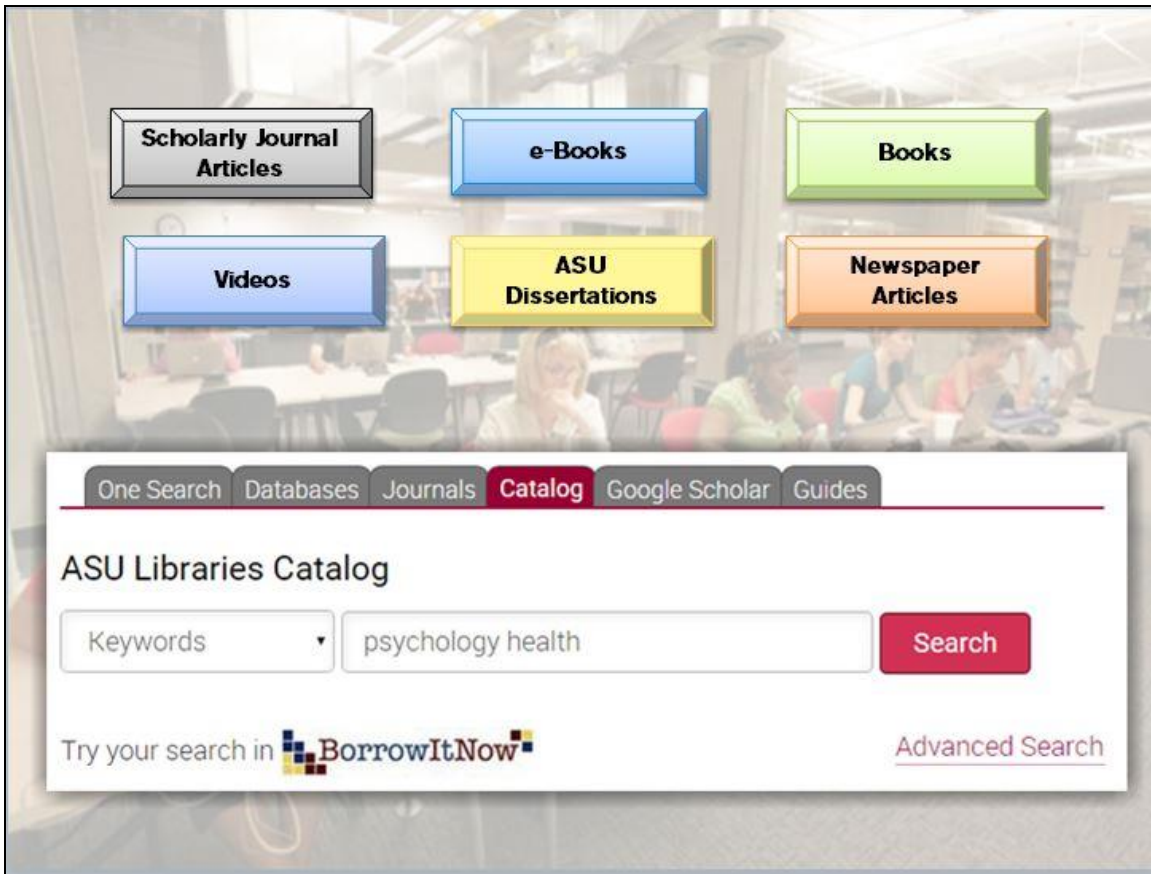
| | |
|----------------------|---------|
| E-Journal Titles | Correct |
| Newspaper Articles | |
| Library Guides | |
| Print Journal Titles | Correct |
| ASU Dissertations | |

3.5 Catalog- interaction

(Drag and Drop, 10 points, unlimited attempts permitted)

Please DRAG the 4 items you can find using ASU Libraries Catalog tab down to the Search Box!

Then click SUBMIT.



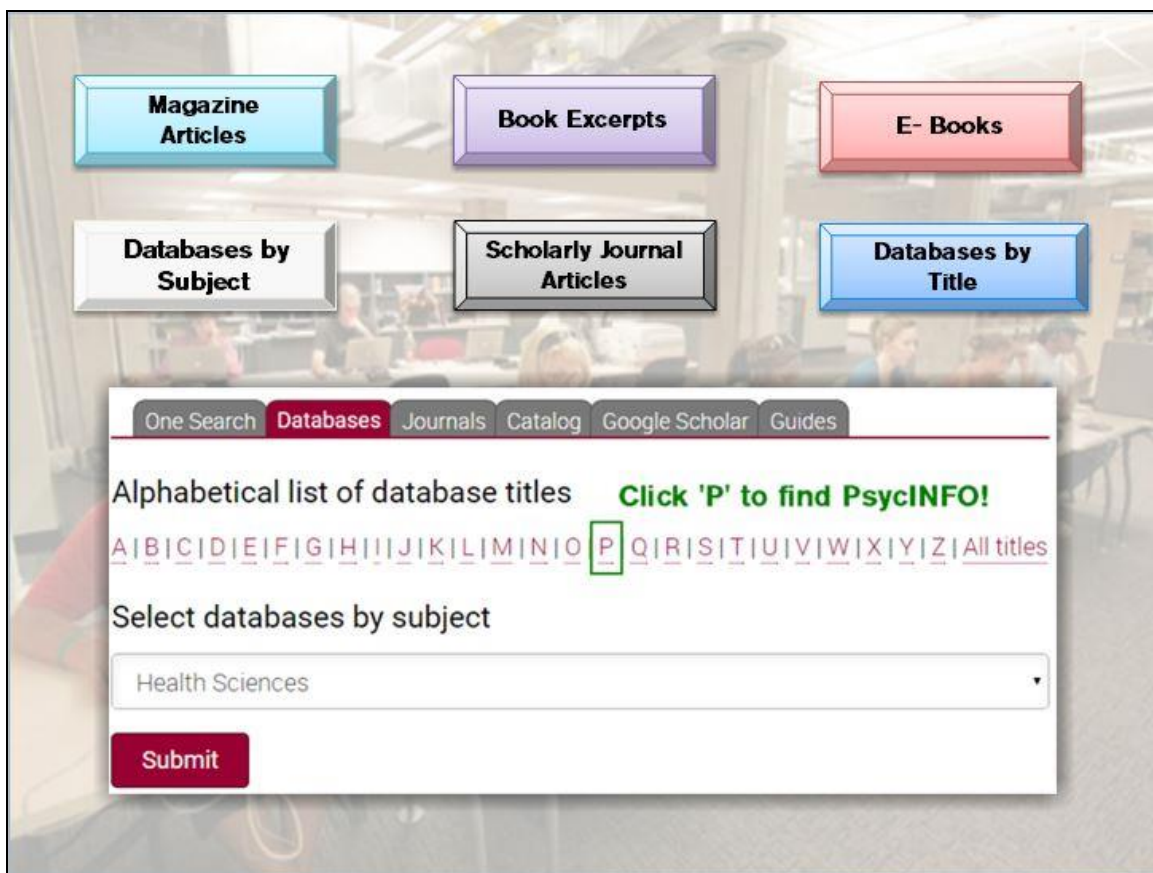
| Drag Item | Drop Target |
|----------------------------|-------------|
| Videos | Correct |
| Newspaper Articles | |
| e-Books | Correct |
| Scholarly Journal Articles | |
| ASU Dissertations | Correct |
| Books | Correct |

3.6 Databases-interaction

(Drag and Drop, 10 points, unlimited attempts permitted)

Let's focus on the Databases tab...

Drag the 2 items you search here down to the search box and then, click SUBMIT.



| Drag Item | Drop Target |
|---------------|-------------|
| Book Excerpts | |
| E- Books | |

| | |
|----------------------------|---------|
| Magazine Articles | |
| Databases by Title | Correct |
| Scholarly Journal Articles | |
| Databases by Subject | Correct |

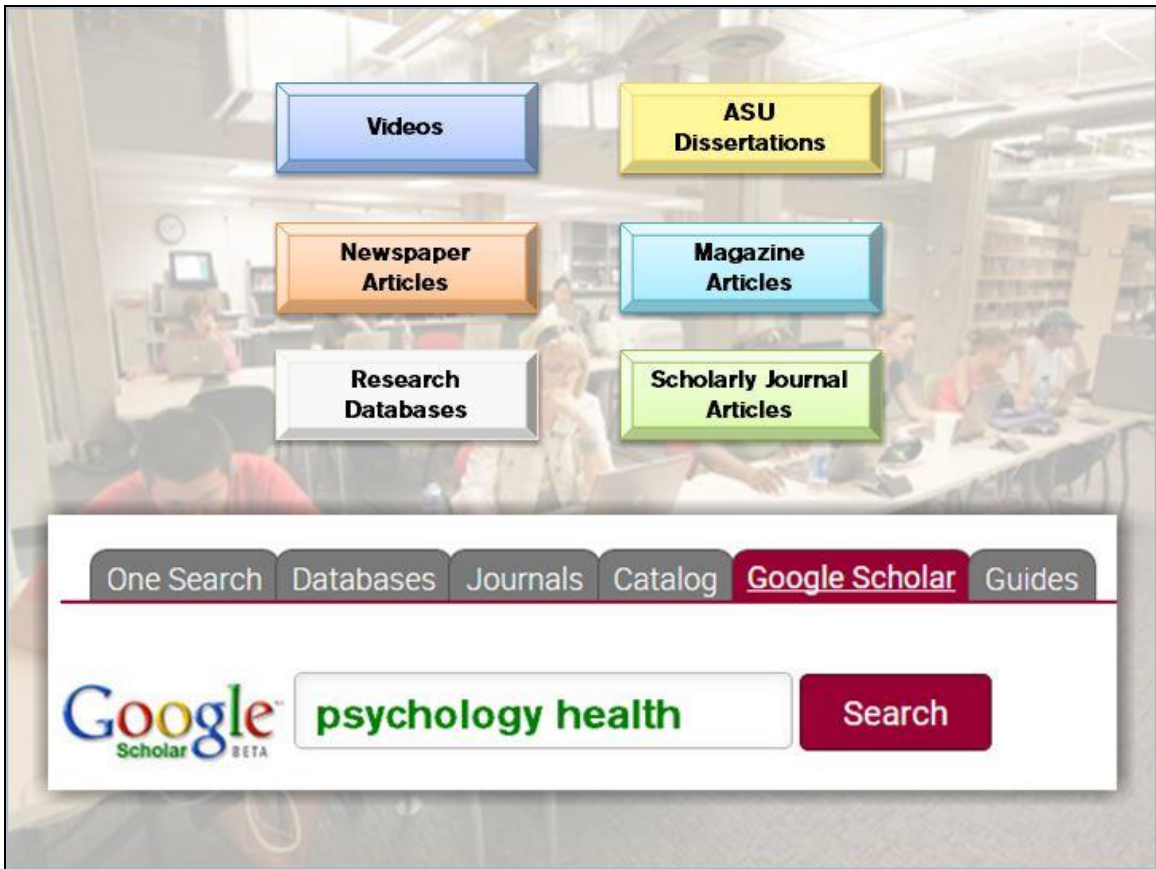
3.7 GoogleScholar- interaction

(Drag and Drop, 10 points, unlimited attempts permitted)

You are nearly finished!

Drag the 1 item you can search by using the Google Scholar tab down to the Search Box!

Click SUBMIT button.



| Drag Item | Drop Target |
|----------------------------|-------------|
| Videos | |
| Magazine Articles | |
| Newspaper Articles | |
| ASU Dissertations | |
| Scholarly Journal Articles | Correct |
| Research Databases | |

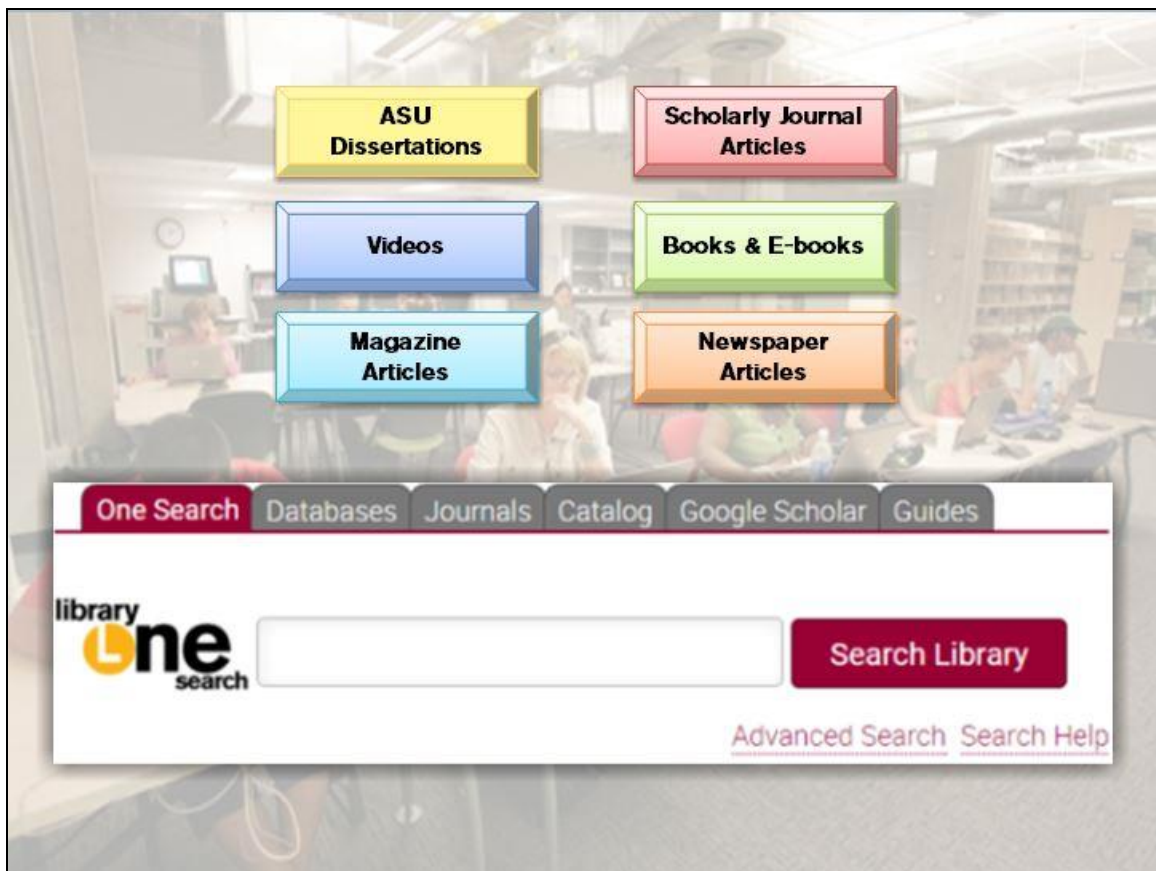
3.8 OneSearch- interaction

(Drag and Drop, 10 points, unlimited attempts permitted)

Here's the last one!

DRAG the items you can search using the *Library One Search* tab down to the search box!

Click SUBMIT button!



| Drag Item | Drop Target |
|----------------------------|-------------|
| Videos | Correct |
| Scholarly Journal Articles | Correct |
| Magazine Articles | Correct |
| Newspaper Articles | Correct |
| ASU Dissertations | Correct |
| Books & E-books | Correct |

4. Library Guides

4.1 Best resources = good grades

Good Job!

Understanding the fundamentals of the library search box will help you save time and find good resources for your class assignments.

4.2 Library Guides

Finally, the answer to life, the universe and everything...

Yep! Our library guides include librarian suggested resources for nearly every field of study offered at ASU, plus other kinds of guidance.

For instance, do you need to know how to cite resources in your paper?

Would you like to know what library services are available for online students?

To fill in important pieces of your research puzzle, there is a library guide for you!

4.3 Finding Library Guides

You already know about finding library guides using the Guides tab on the search box.

On the library home page, you also have the option of linking straight to our Library Guides page.

4.4 Library Guides Menus

The Library Guides web page offers several options for getting to the right guide for you.

When browsing the all guides page, you can use the Display menu to view them alphabetically, by popularity or by those developed most recently!

4.5 Library Guides by Group

Library Guides can be browsed by type too.

Most of our guides are designed to either support research in a subject area or for a specific course.

Some guides are how to guides, to help you with aspects of your projects such as citing sources or using *Reflows*.

Click on each type of group to see a sample guide.

4.6 Library Guides by Subject

You can also browse library guides by general subject!

5. Ask a Librarian

5.1 Ask a librarian

When you can't find what your are looking for...

Our Ask-A-Librarian service will give your research a boost, just when you need it!

5.2 AskALibrarian Icon

For instant help look for the Ask-A-Librarian icon throughout the ASU Libraries Website.

5.3 AskALibrarian Menu

You can “Ask-A-Librarian” in the way that suits you best!

Chat online with a librarian, 24/7

If you aren't in a rush, try our email option, librarians a standing by to dig into your question

Want to speak with someone on the phone, give us a call at the numbers provided

If one-on-one help is your preference, you can meet with one of our expert subject librarians!

Whichever option works for you, we are here to help you progress with your research!

6. Conclusion

6.1 Learning Outcomes

After completing the *Research Guidance* module you are now able to:

- recognize tools for starting your library research.
- you know all about the tabs on the search box,
- how library guides can help you with research and
- how to reach our *Ask-A-Librarian* service at any time.

6.2 Conclusion

Congratulations!

You have completed *Research Guidance*!

To take a brief quiz, click the NEXT button.