

How will the Webb Telescope measure Exoplanets, First Light, & Galaxy Assembly: New Frontiers after Hubble


Rogier Windhorst (ASU) — JWST Interdisciplinary Scientist

Collaborators: S. Cohen, L. Jiang, R. Jansen (ASU), C. Conselice (UK), S. Driver (OZ), & H. Yan (U-MO)


(Ex) ASU Grads: N. Hathi, H. Kim, M. Mechtley, R. Ryan, M. Rutkowski, B. Smith, & A. Straughn




1973~2018⁺;



1996~2029;



2000~2050⁺



2020~2050⁺?

Montana State University, Astrobiology Class, Bozeman, MT

Thursday Nov. 17, 2016. All presented materials are ITAR-cleared.

JWST is like a hot bath. It feels good while you're in it; but the longer you stay, the more wrinkled you get.



WARNING: Both Hubble and James Webb are 30–40⁺ year projects:
You will feel wrinkled before you know it ... :)

Outline

- (1) Update on the James Webb Space Telescope (JWST), 2015.
 - (2) What Hubble has done: Galaxy Assembly & SMBH Growth
- (3) How can JWST measure Star-formation & Earth-like exoplanets?
- (4) How can JWST measure the Epochs of First Light & Galaxy Assembly, and Supermassive Black-Hole Growth?
 - (5) The Future: Next generation 20-40 m telescopes & ATLAST
- (6) Where do our students end-up? Possible NASA Careers
- (7) Summary and Conclusions



Sponsored by NASA/HST & JWST

Talk is on: http://www.asu.edu/clas/hst/www/jwst/jwsttalks/umontana16_hstjwst.pdf



Edwin P. Hubble (1889–1953) — Carnegie astronomer

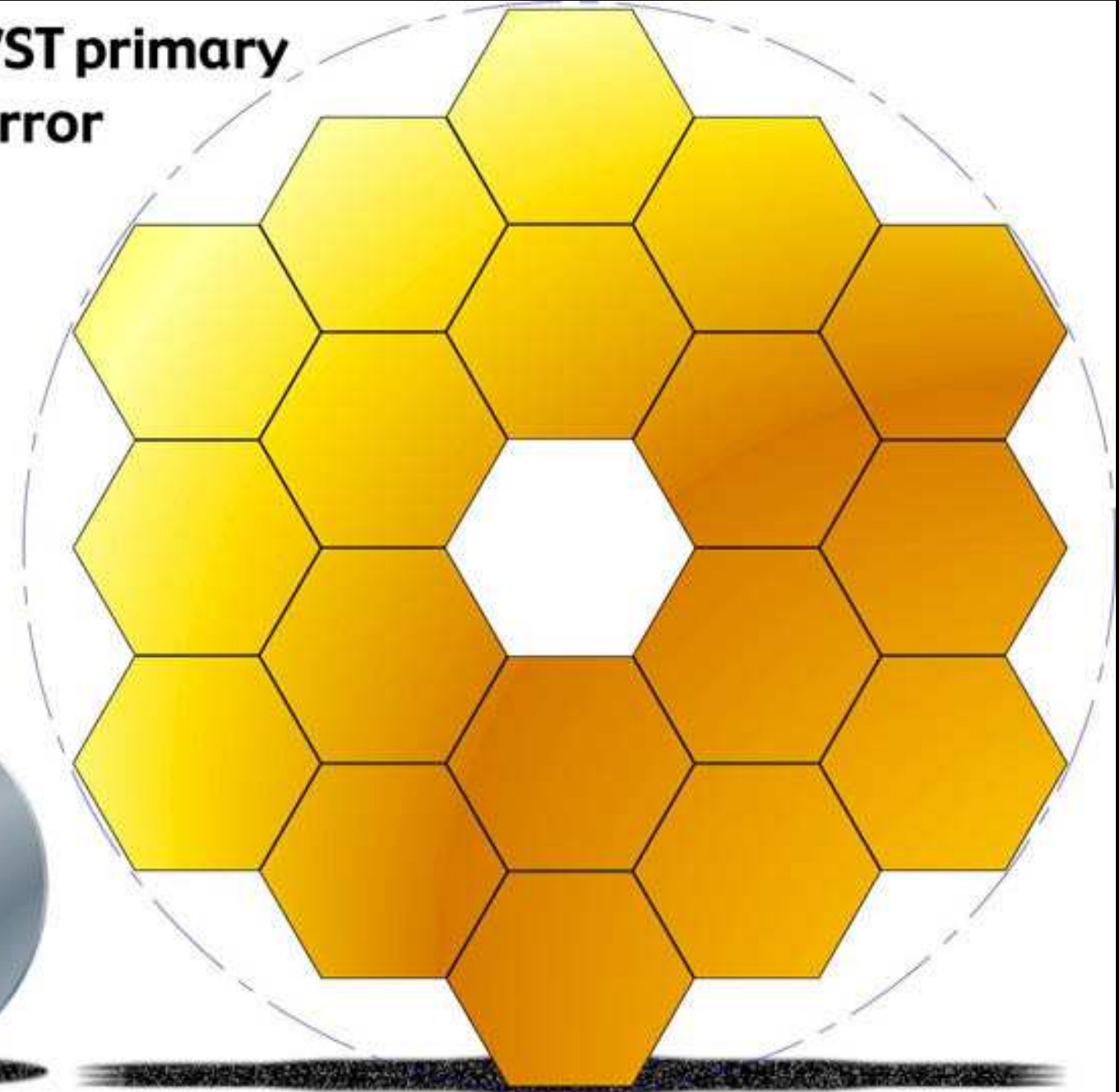


James E. Webb (1906–1992) — Second NASA Administrator


Hubble: Concept in 1970's; Made in 1980's; Operational 1990– \gtrsim 2020?.

JWST: The infrared sequel to Hubble from 2018–2023 (–2029?).

**JWST primary
mirror**

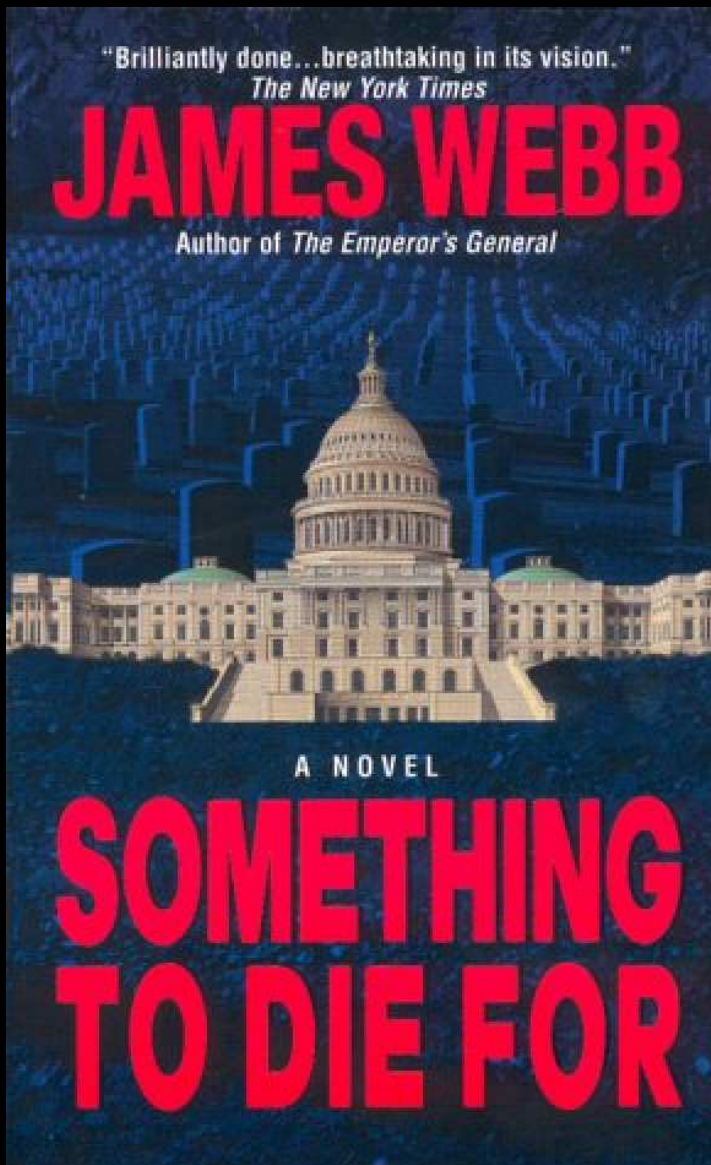


**Hubble primary
mirror**



JWST $\simeq 2.5\times$ larger than Hubble, so at $\sim 2.5\times$ larger wavelengths:
JWST has the same resolution in the near-IR as Hubble in the optical.


(1) Update of the James Webb Space Telescope (JWST), 2016



To be used by students & scientists after 2018 ... It'll be worth it.

(RIGHT) Life-size JWST prototype on the Capitol Mall, May 2007.

(1) Update of the James Webb Space Telescope as of 2016



- A fully deployable 6.5 meter (25 m^2) segmented IR telescope for imaging and spectroscopy at $0.6\text{--}28 \mu\text{m}$ wavelength, to be launched in Fall 2018.
- Nested array of sun-shields to keep its ambient temperature at 40 K, allowing faint imaging ($31.5 \text{ mag} \sim 1 \text{ FF}$ from Moon), and spectroscopy.

THE JAMES WEBB SPACE TELESCOPE

JWST LAUNCH

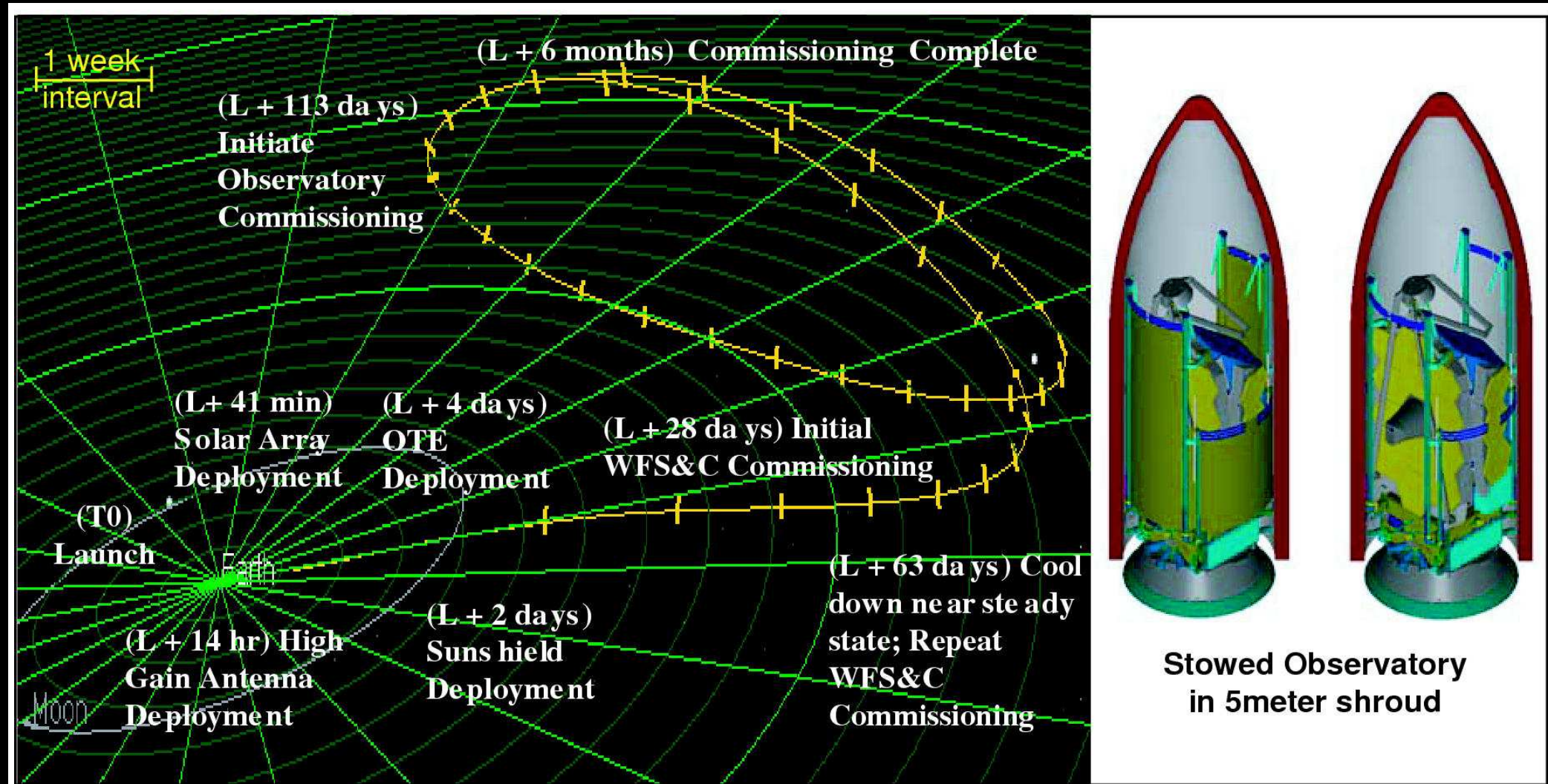
- LAUNCH VEHICLE IS AN ARIANE 5 ROCKET, SUPPLIED BY ESA
- SITE WILL BE THE ARIANESPACE'S ELA-3 LAUNCH COMPLEX NEAR KOUROU, FRENCH GUIANA



ARIANESPACE - ESA - NASA

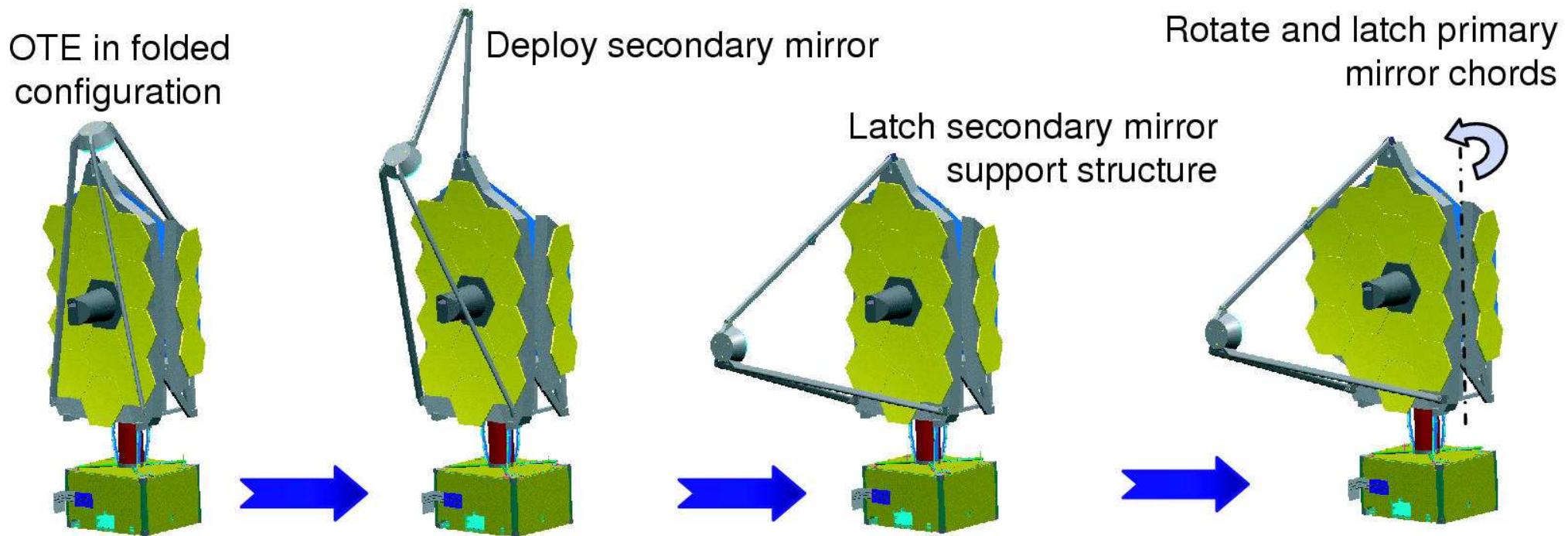
- The JWST launch weight will be $\lesssim 6500$ kg, and it will be launched to L2 with an ESA Ariane-V launch vehicle from Kourou in French Guiana.

(1a) How will JWST travel to its L2 orbit?



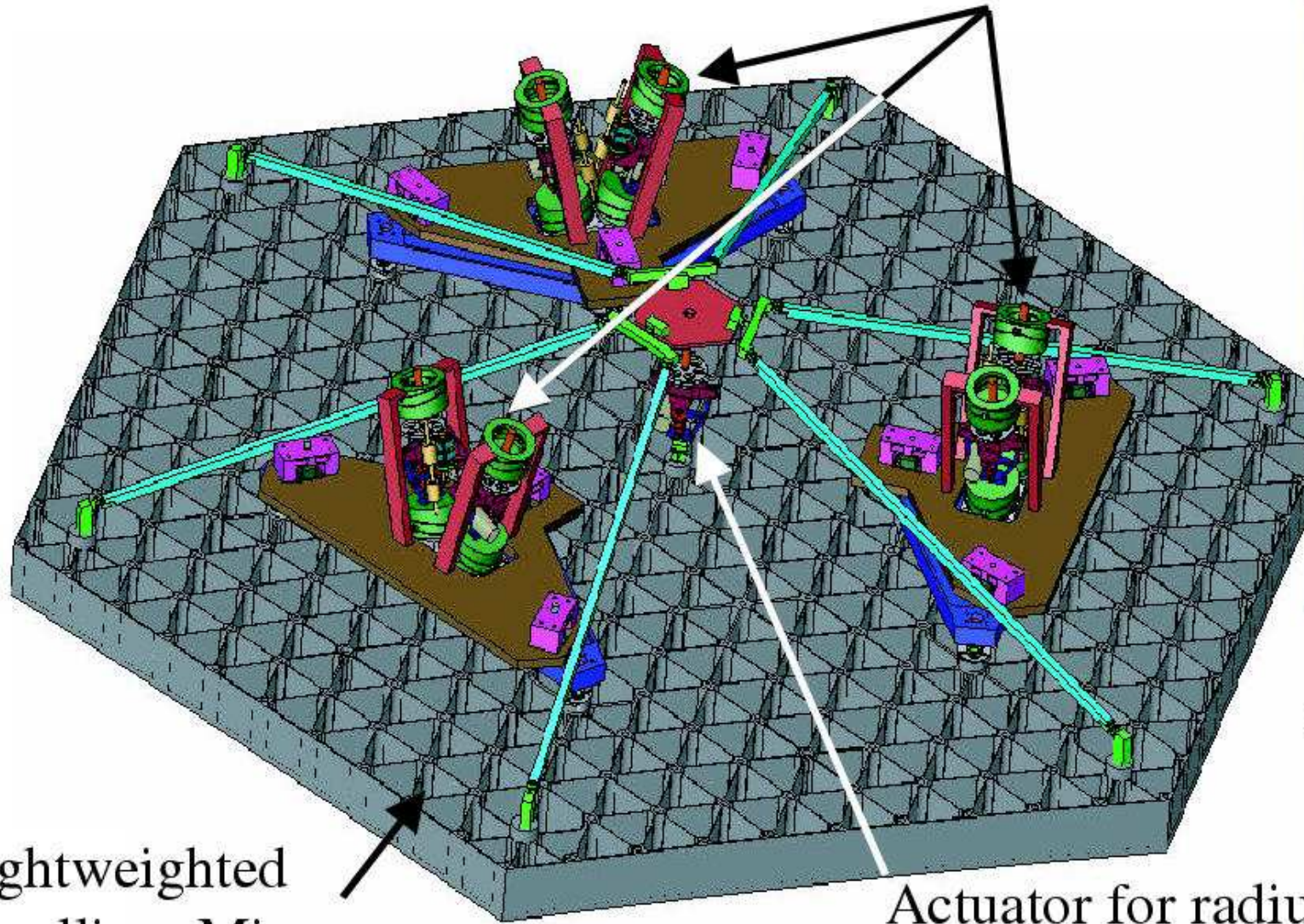
- After launch in (Oct.) 2018 with an ESA Ariane-V, JWST will orbit around the Earth–Sun Lagrange point L2, 1.5 million km from Earth.
- JWST can cover the whole sky in segments that move along with the Earth, observe $\gtrsim 70\%$ of the time, and send data back to Earth every day.

- (1b) How will JWST be automatically deployed?



- During its two month journey to L2, JWST will be automatically deployed, its instruments will be cooled, and be inserted into an L2 orbit.
- The entire JWST deployment sequence is being tested several times on the ground — but only in 1-G: component and system tests in 2014–2016 at GSFC (MD), Northrop (CA), and JSC (Houston).
- Component fabrication, testing, & system integration is on schedule: 18 out of 18 flight mirrors completely done, and meet the 40K specifications.

Actuators for 6 degrees of freedom rigid body motion



Lightweighted
Beryllium Mirror

Actuator for radius
of curvature adjustment

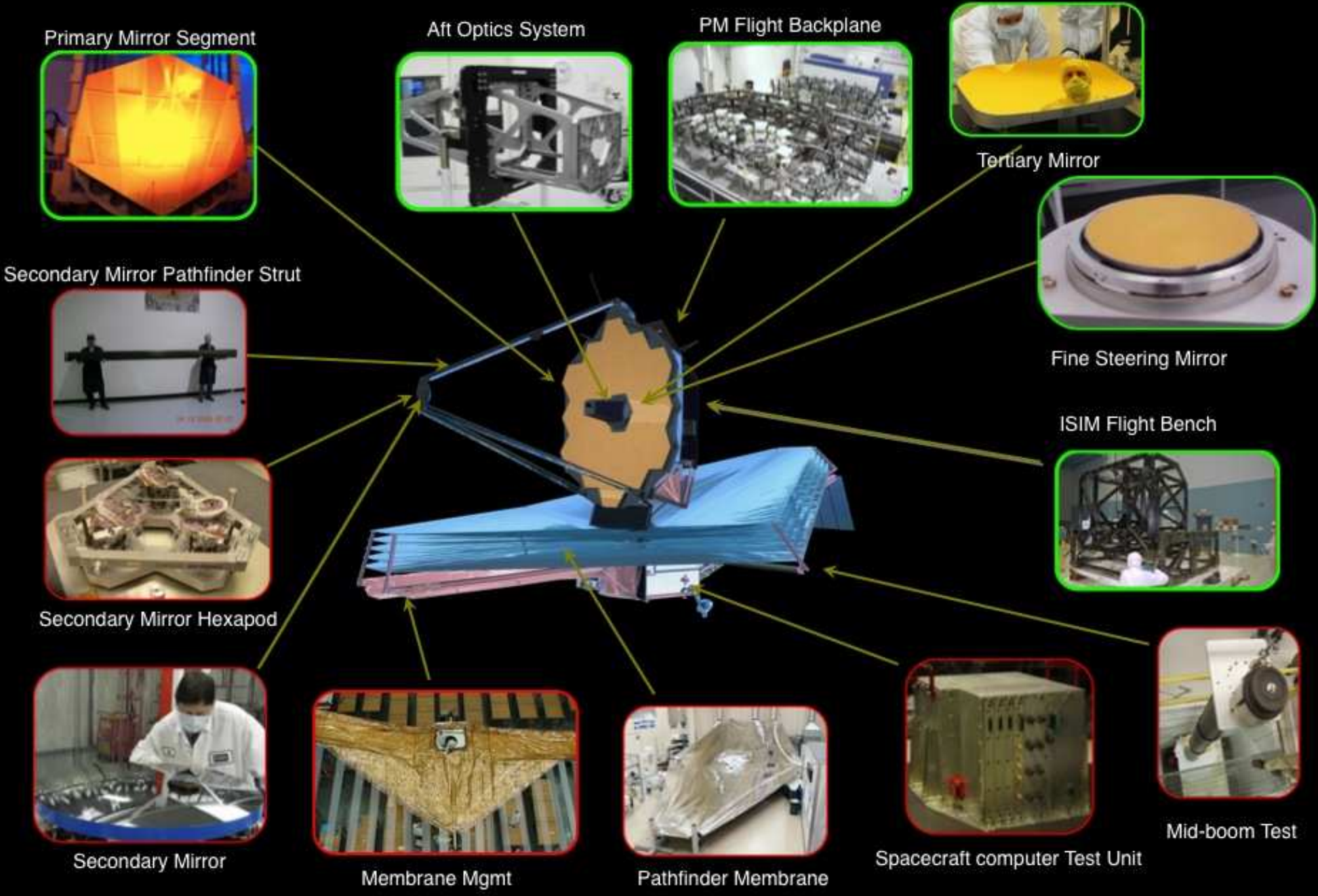


Actuator
development
unit

Active mirror segment support through "hexapods", similar to Keck.
Redundant & doubly-redundant mechanisms, quite forgiving against failures.

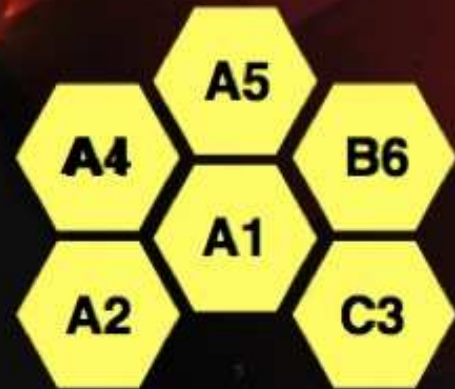


JWST Hardware Status



Fall 2016: $\approx 99\%$ of launch mass designed and built ($\approx 99\%$ weighed).

Mirror Acceptance Testing







Mirror Status




- **15 flight primary mirrors and the flight secondary mirror are at GSFC in storage**
 - All spares were at GSFC in storage (SM spares, 3 PMSA spares)
 - 2 EDU mirrors sent back to Ball for gear motor rework
 - All flight gear motor refurbishment is complete
 - All flight mirrors will be at GSFC by end of year, needed in 2015




Spring 2014: All 18 flight mirrors delivered to NASA GSFC (MD).



Pathfinder: Powered Deployment of SMSS



July 2014: Secondary Mirror Support deployment successfully tested.




JWST Hardware Progress



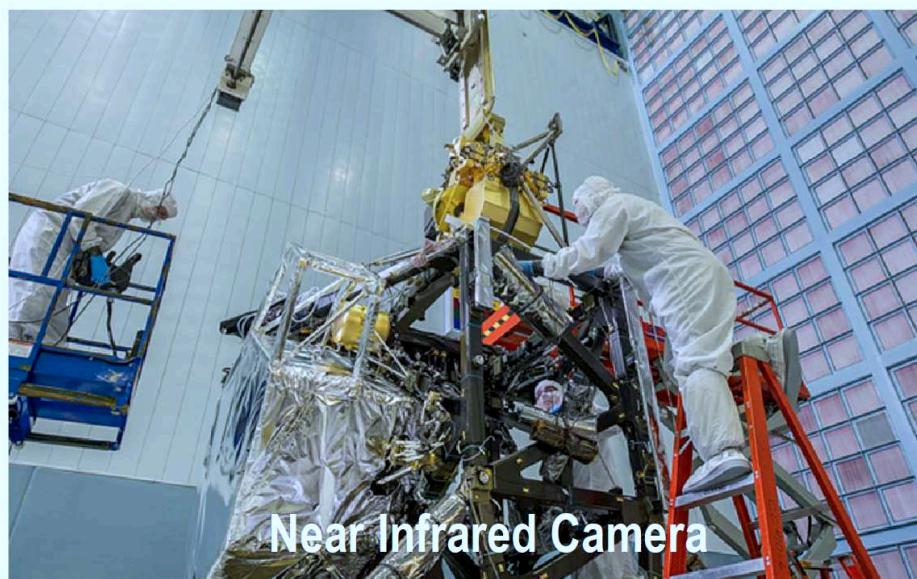

JWST remains on track for an October 2018 launch within its replan budget guidelines

29

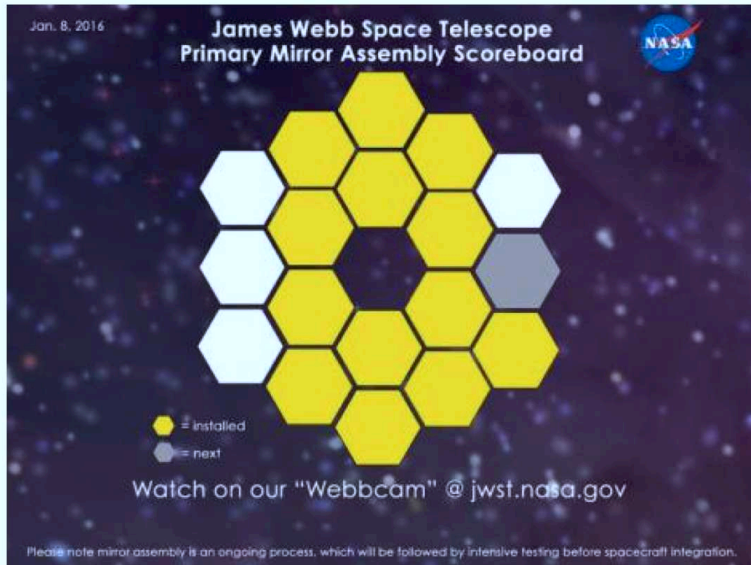
July 2014: ● Secondary Mirror Support deployment successfully tested.
2015: ● Engineering sunshield successfully deployed at Northrop (CA).



All Instruments Integrated




Much progress has been made in OTE integration



Where we were at last month's call

Current: all 18 PMSAs installed, liquid-shim-cured, & metrologized. Alignments meet specifications, and actuator motions verified

Big milestone!



8 February 2016 JWST Monthly Telecon 8

JWST lifetime: Requirement: 5 yrs; Goal: 10 yrs; Propellant: 14 yrs.




April 2016: NASA team-work to take JWST mirror covers off!



May 2016: JWST being tilted into the right position



May 2016: Webb mirrors finally mounted and ready!



May 2016: JWST stowed for further instrument mounting

(1c) JWST instrument update: US (UofA, JPL), ESA, & CSA.

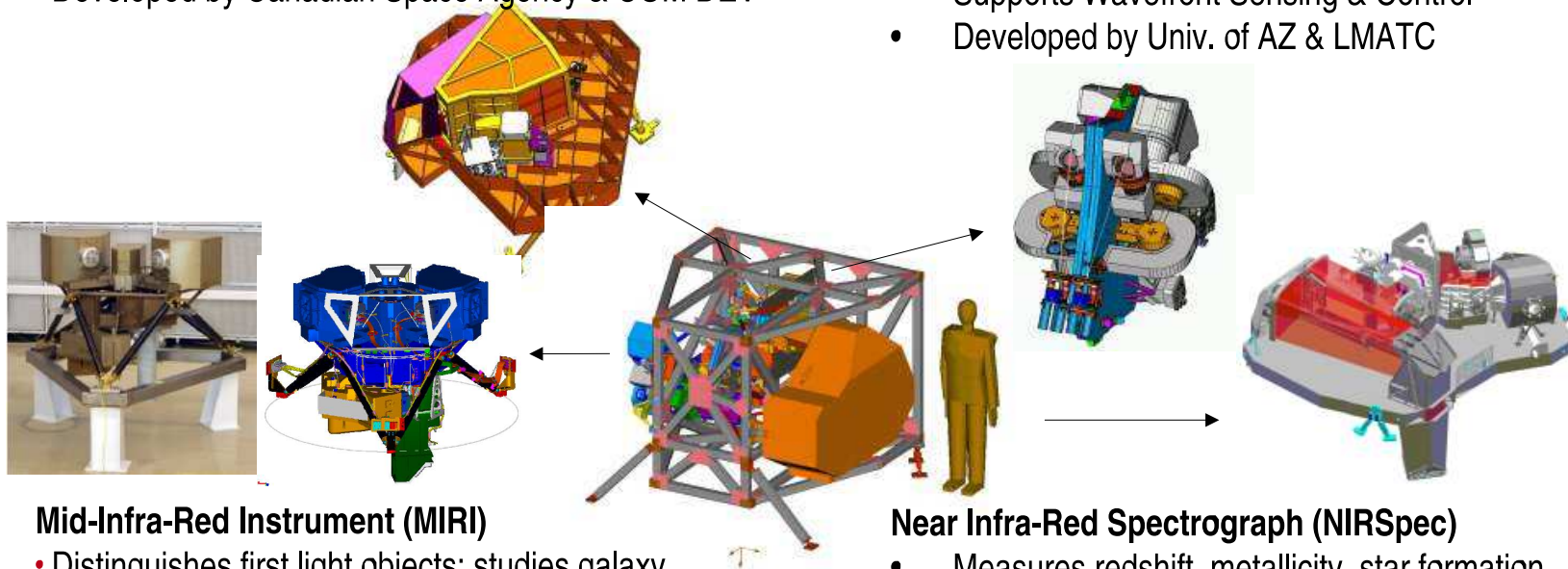


Instrument Overview



Fine Guidance Sensor (FGS)

- Ensures guide star availability with >95% probability at any point in the sky
- Includes Narrowband Imaging Tunable Filter
- Developed by Canadian Space Agency & COM DEV



Mid-Infra-Red Instrument (MIRI)

- Distinguishes first light objects; studies galaxy evolution; explores protostars & their environs
- Imaging and spectroscopy capability
- 5 to 27 microns
- Cooled to 7K by Cyro-cooler
- Combined European Consortium/JPL development

Near Infra-Red Camera (NIRCам)

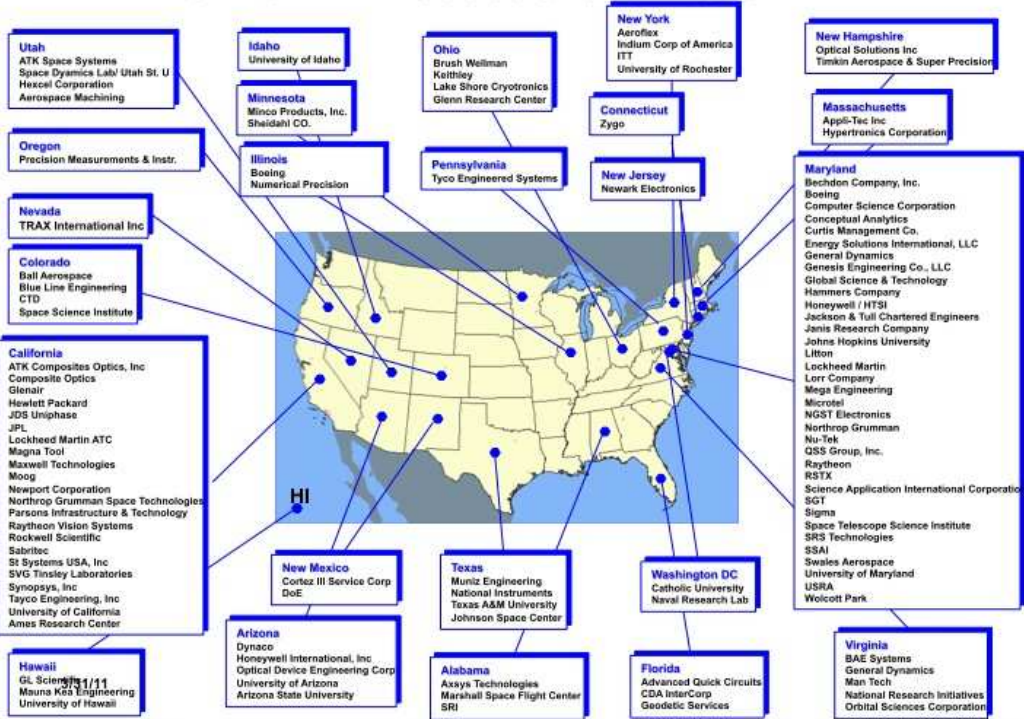
- Detects first light galaxies and observes galaxy assembly sequence
- 0.6 to 5 microns
- Supports Wavefront Sensing & Control
- Developed by Univ. of AZ & LMATC

Near Infra-Red Spectrograph (NIRSpec)

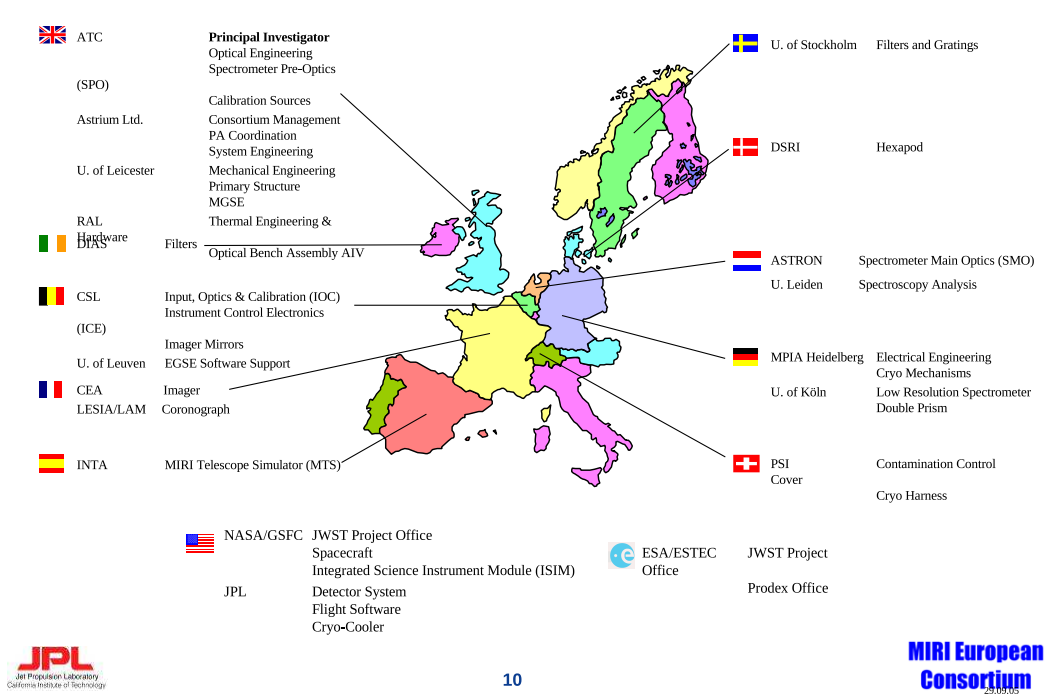
- Measures redshift, metallicity, star formation rate in first light galaxies
- 0.6 to 5 microns
- Simultaneous spectra of >100 objects
- Developed by ESA & EADS with NASA/ GSFC Detector & Microshutter Subsystems

All delivered: MIRI 05/12; FGS 07/12; NIRCам 07/13, NIRSpec 9/13.

JWST: A Product of the Nation




European Consortium Who & Where



- JWST hardware made in 27 US States: $\approx 99\%$ of launch-mass finished.
- Ariane V Launch & NIRSpec provided by ESA; & MIRI by ESA & JPL.
- JWST Fine Guider Sensor + NIRISS provided by Canadian Space Agency.
- JWST NIRCам made by UofA and Lockheed.



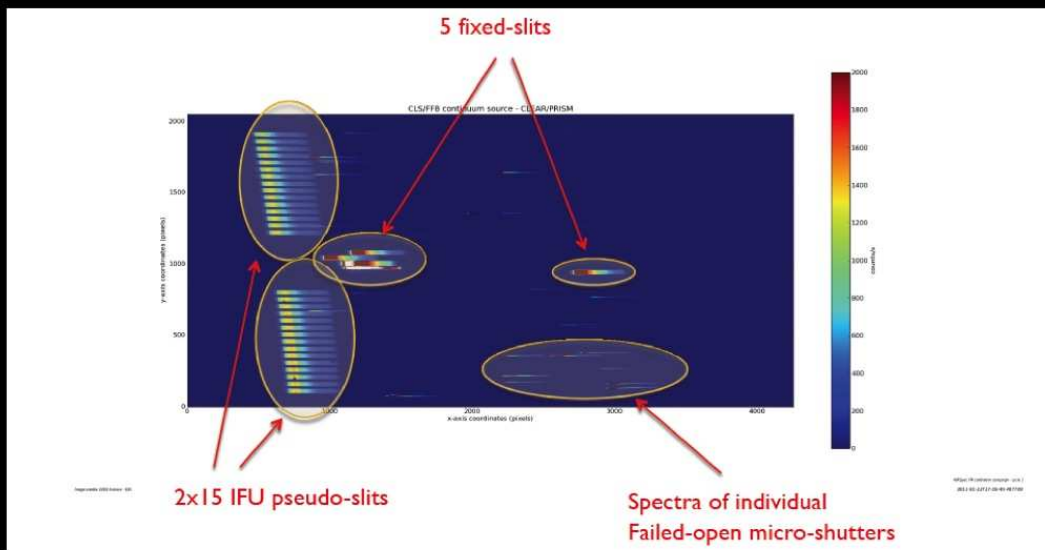


JWST's short-wavelength ($0.6\text{--}5.0\mu\text{m}$) imagers:

- NIRCam — built by UofA (AZ) and Lockheed (CA).
- Fine Guidance Sensor (& $1\text{--}5\mu\text{m}$ grisms) — built by CSA (Montreal).
- FGS includes very powerful low-res Near-IR grism spectrograph (NIRISS).
- FGS delivered to GSFC 07/12; NIRCam delivered 07/13.
- Detectors replaced in 2015 between CryoVacuum tests CV2 and CV3.



Flight NIRSpec First Light



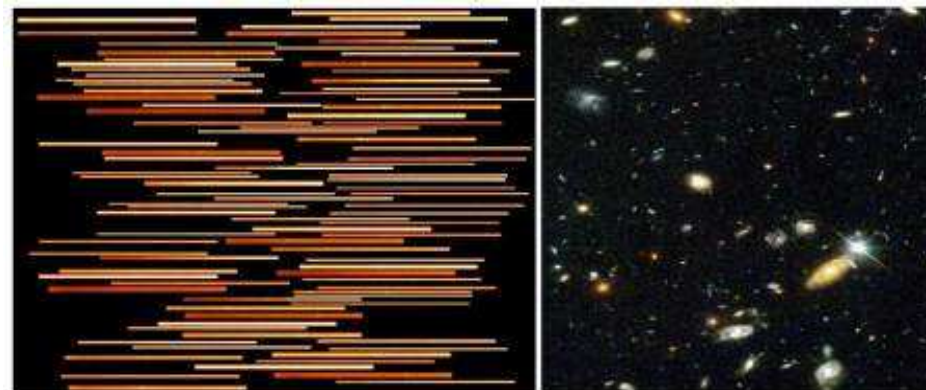
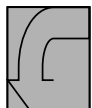

JWST's short-wavelength ($0.6\text{--}5.0\mu\text{m}$) spectrograph:

- NIRSpec — built by ESA/ESTEC and Astrium (Munich).
- Flight build completed and tested with First Light in Spring 2011.


NIRSpec delivered to NASA/GSFC in 09/13.

- Detectors replaced in 2015 between CryoVacuum tests CV2 and CV3.


Astronomy Scene



Metal Mask/Fixed Slit



Shutter Mask

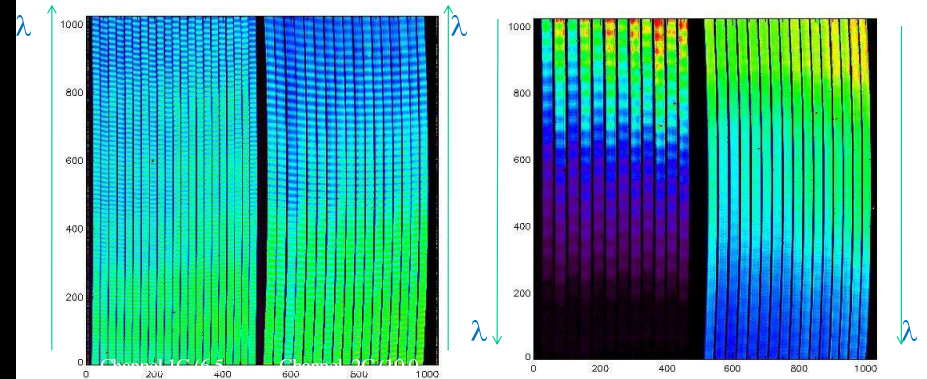




Flight MIRI



Spectrometer First Light – internal calibration source




All slices are there and well centred on detectors, fringes look as on VM, the fall off in signal at long wavelengths is expected – temperature of source and relatively short exposure, no “intra-slice” light ☺

JWST's mid-infrared (5–29 μm) camera and spectrograph:

- MIRI — built by ESA consortium of 10 ESA countries & NASA JPL.
- Flight build completed and tested with First Light in July 2011.

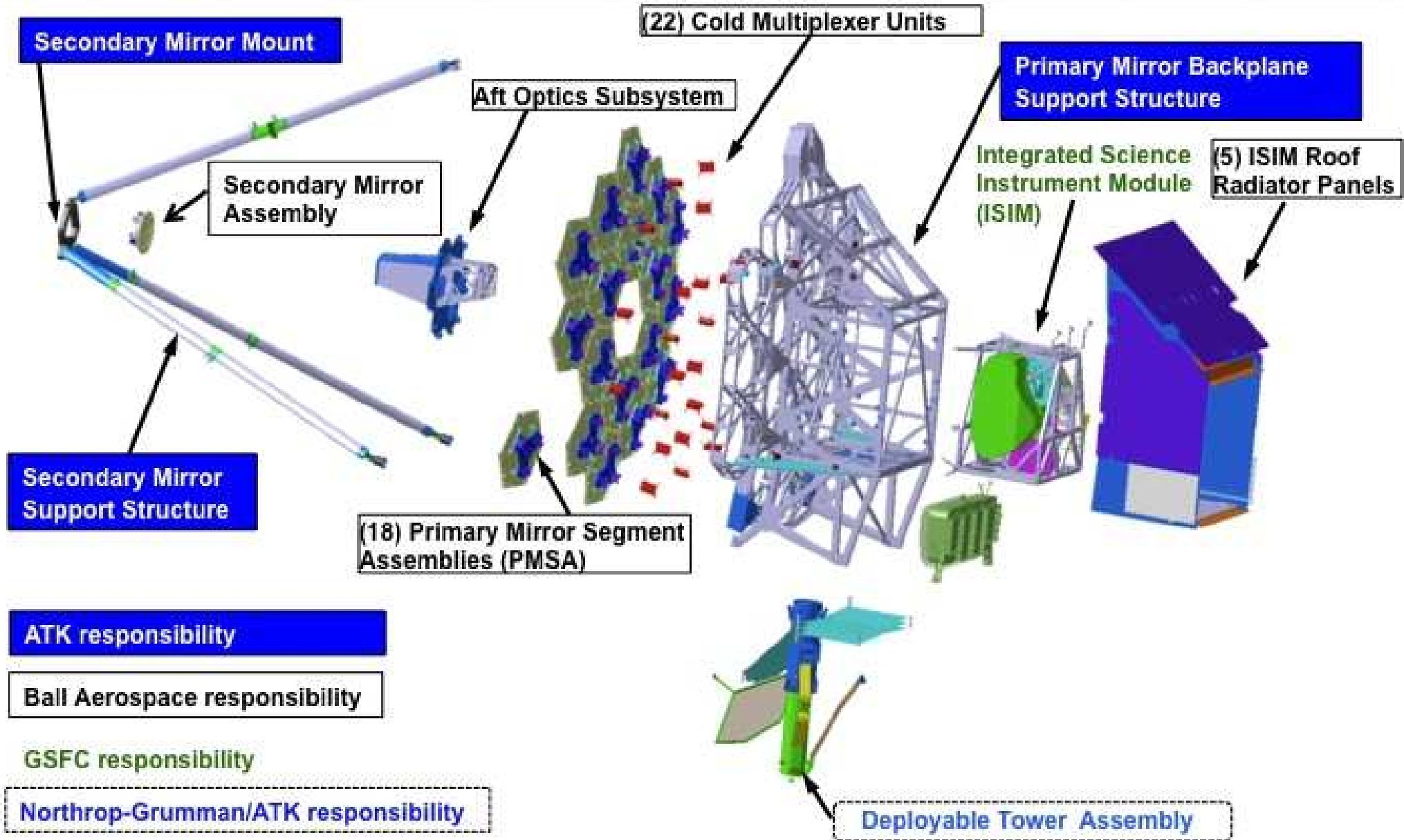
MIRI delivered to NASA/GSFC in May 2012.



June 2014: Flight ISIM (with all 4 instruments) in OSIM; Oct. 2015: CryoVac3.





TELESCOPE ARCHITECTURE



3/31/11

2014–2016: Complete system integration at GSFC and Northrop.

Pathfinder & JSC Chamber A: getting ready for OGSE1 (and eventually OGSE2 & Thermal Pathfinder)



April 2016: Testing OTIS chamber with the JWST Engineering model.




OTIS Test GSE Architecture and Subsystems

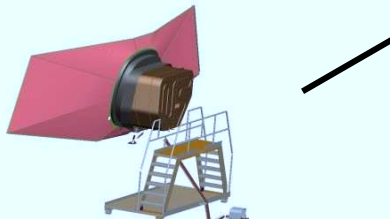


Chamber Isolator Units
Dynamically isolates OTIS Optical Test
- Integration 6 units complete

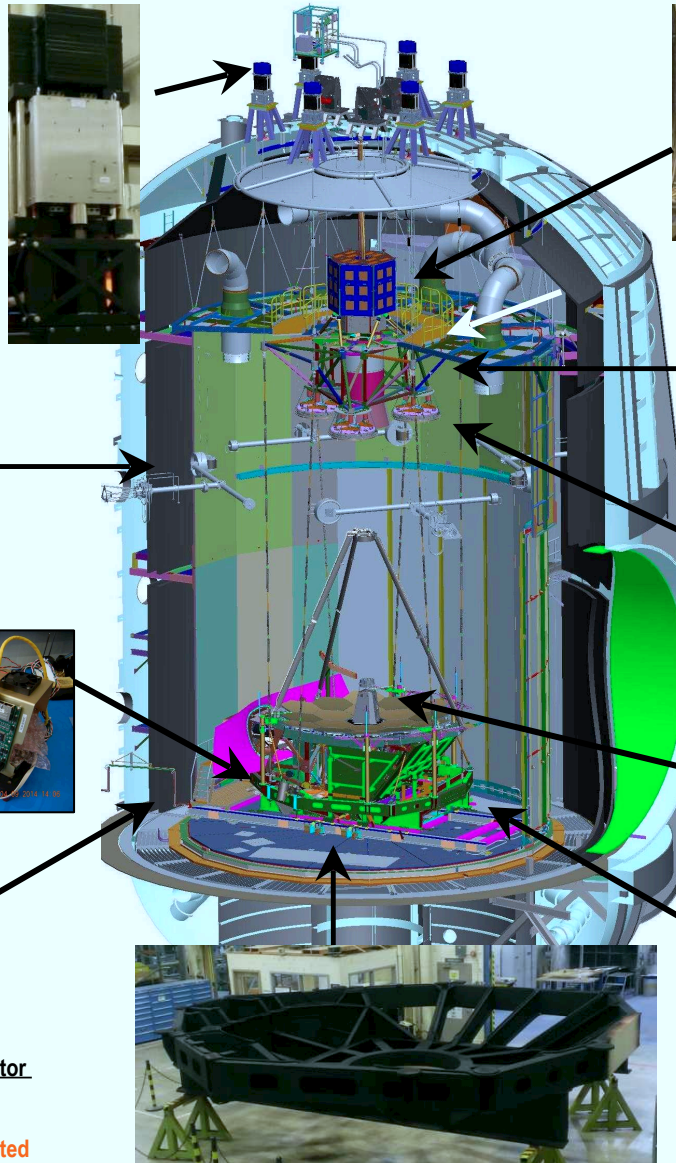
**Cryo Position Metrology (CPM)
Photogrammetry System**
Integration Complete




ADM - new Leica
delivered and under test



**Space Vehicle Thermal Simulator (SVTS)
and Sunshield Simulator**
Passed design review and started Procurements and fab subcontracts




HOSS - OTIS support structure
HOSS - will be in the chamber for Bake out in June




Center of Curvature Optical Assembly (COCO)
• Multiwavelength interferometer (MWIF), null, calibration equipment, coarse/fine PM phasing tools, Displacement Measuring Interferometer - COCOA was exercised at MSFC in December



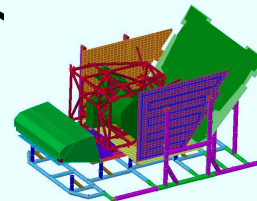
USF Structural Frame - supports Metrology ready for chamber integration and Cryo Load tests





3 Auto collimating Flat Mirrors (ACFs)
1.5 M Plano for Pass and Half Testing
Cryo testing underway, ACF 1 complete, ACF 4 in Cryo test complete, ACF 5 ready for Cryo.



AOS Source Plate
Sources for Pass and Half Test
72 optical fiber support cont.




Deep Space Edge Radiation Sink (DSERS)
Thermal modeling of payload and DSERS started



Mag Damper Cryo Test Article
Fabrication started

World's largest TV chamber OTIS: will test whole JWST in 2016-2017.

(2) HST WFC3: Measuring Galaxy Assembly and SMBH/AGN Growth?



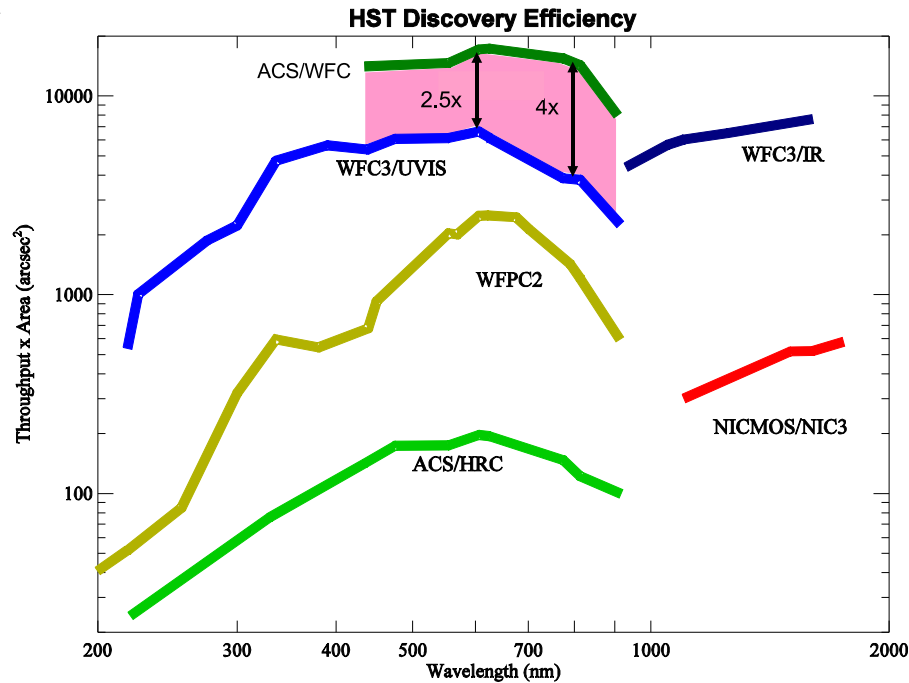
10 filters with HST/WFC3 & ACS reaching $AB=26.5-27.0$ mag ($10-\sigma$) over 40 arcmin^2 at $0.07-0.15''$ FWHM from $0.2-1.7 \mu\text{m}$ (UVUBVizYJH). JWST adds $0.05-0.2''$ FWHM imaging to $AB \simeq 31.5$ mag (1 nJy) at $1-5 \mu\text{m}$, and $0.2-1.2''$ FWHM at $5-29 \mu\text{m}$, tracing young+old SEDs & dust.

(2a) WFC3: Hubble's new Panchromatic High-Throughput Camera

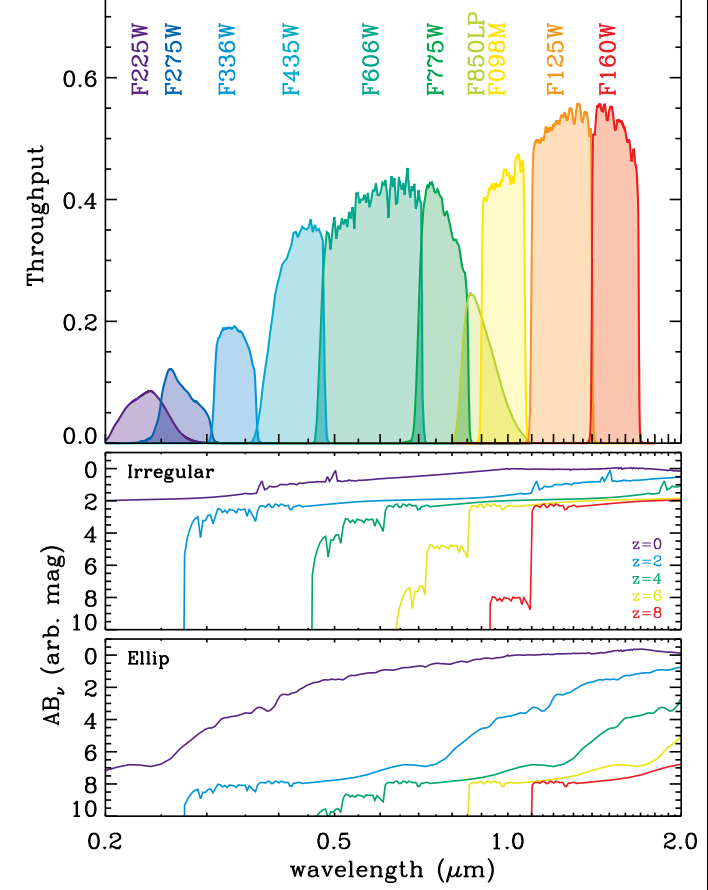


HST WFC3 and its **IR channel**: a critical pathfinder for JWST science.

Role of ACS in HST Post-SM4 Imaging Capability



ACS/WFC superior to WFC3 survey efficiency at visible-red wavelengths



WFC3/UVIS channel unprecedented UV–blue throughput & areal coverage:

- $QE \gtrsim 70\%$, $4k \times 4k$ array of $0''.04$ pixel, $FOV \simeq 2'.67 \times 2'.67$.

WFC3/IR channel unprecedented near–IR throughput & areal coverage:


- $QE \gtrsim 70\%$, $1k \times 1k$ array of $0''.13$ pixel, $FOV \simeq 2'.25 \times 2'.25$.

⇒ WFC3 opened major new parameter space for astrophysics in 2009:

WFC3 filters designed for star-formation and galaxy assembly at $z \simeq 1-8$.


- HST WFC3 and its IR channel a critical pathfinder for JWST science.

(3) How can JWST measure Star-Formation and Earth-like exoplanets?



NGC 3603: Young star-cluster triggering star-birth in “Pillars of Creation”

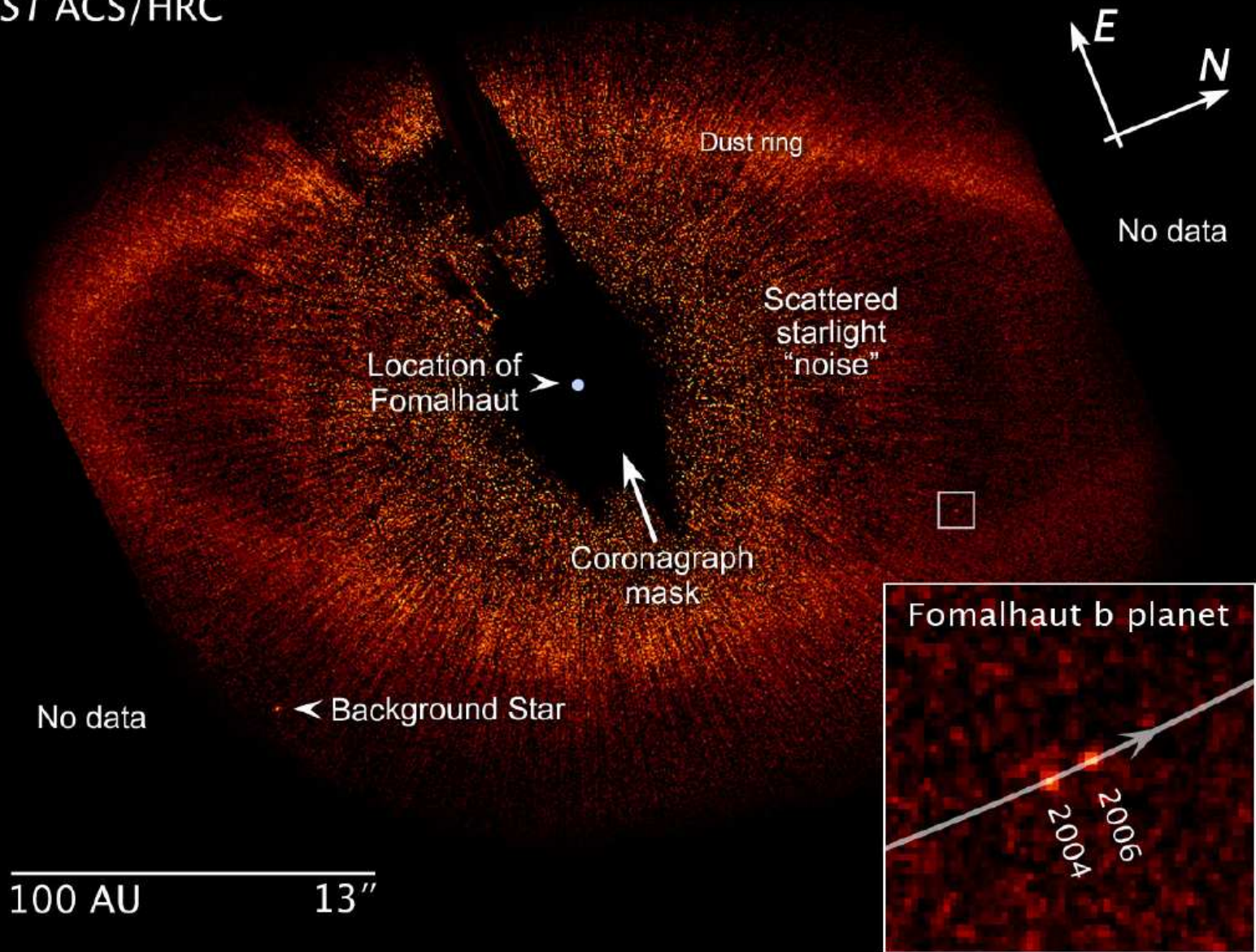
Pillar and Stellar Jet in the Carina Nebula
HST WFC3/UVIS



HST WFC3/IR



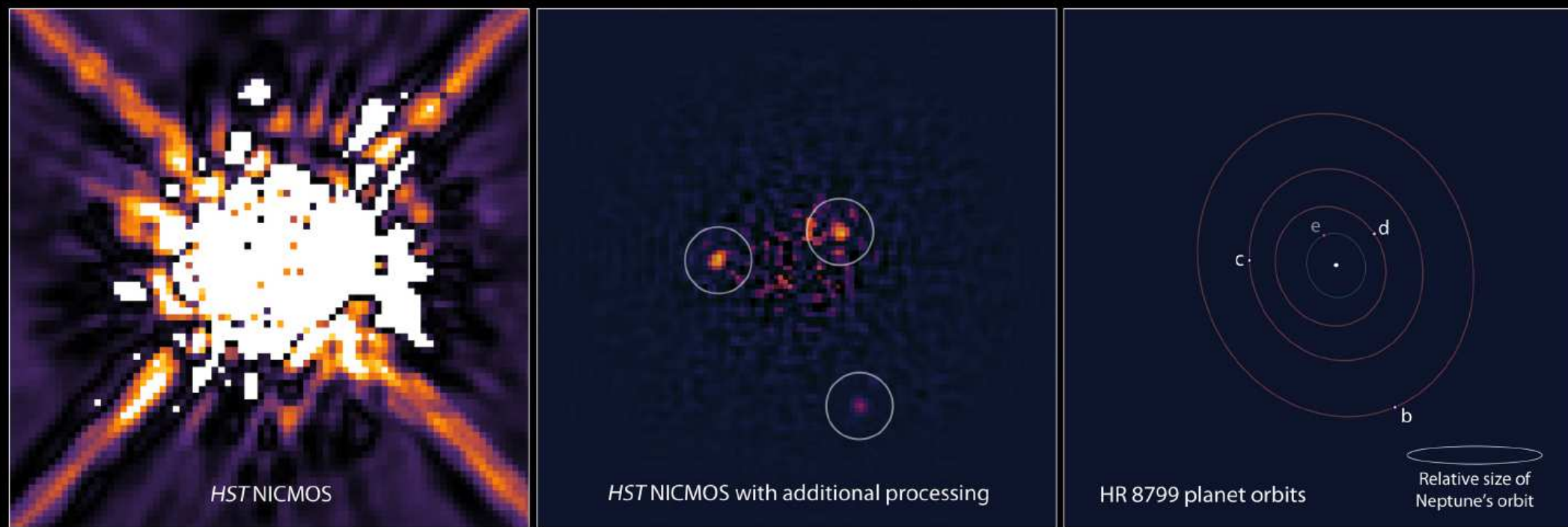
Fomalhaut
HST ACS/HRC



HST/ACS Coronagraph imaging of planetary debris disk around Fomalhaut:
First direct imaging of a moving planet forming around a nearby star!

JWST can find such planets much closer in for much farther stars.

Exoplanet HR 8799 System



NASA, ESA, and R. Soummer (STScI)

STScI-PRC11-29

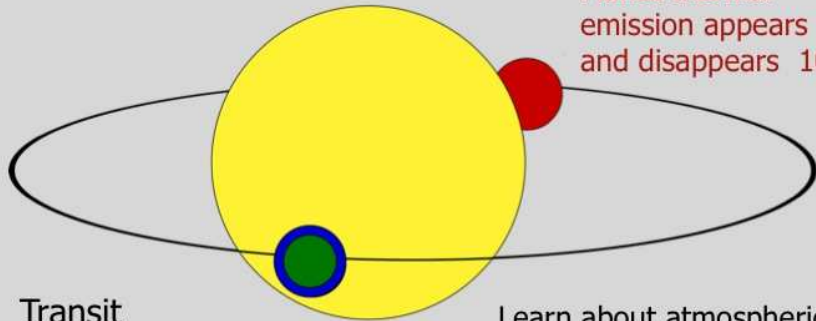
HST/NICMOS imaging of planetary system around the (carefully subtracted) star HR 8799: Direct imaging of planets around a nearby star.

Press release: <http://hubblesite.org/newscenter/archive/releases/2011/29/>

JWST can find such planets much closer in for much farther-away stars.

Schematic of Transit and Eclipse Science

Seager & Deming (2010, ARAA, 48, 631)



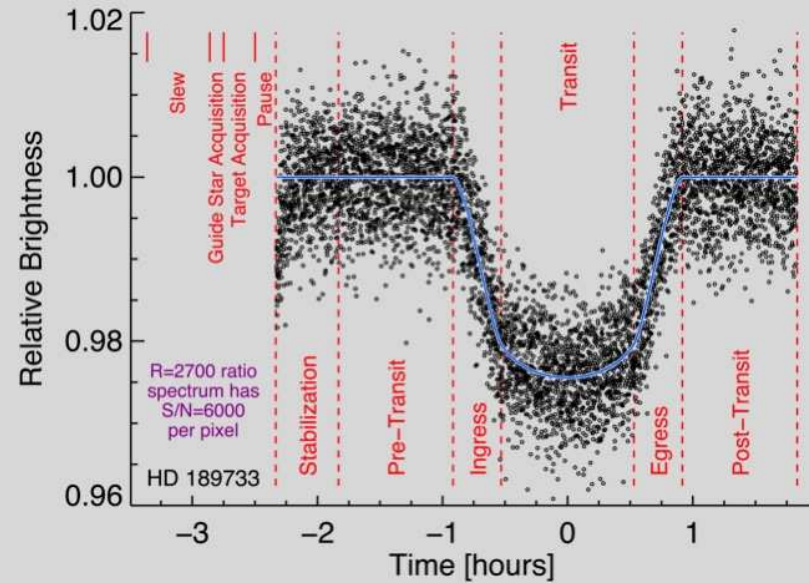
Eclipse
Planet thermal emission appears and disappears 10^{-3}

Transit
Measure size of planet 10^{-2}
See starlight transmitted through planet atmosphere 10^{-4}

Learn about atmospheric circulation from thermal phase curves

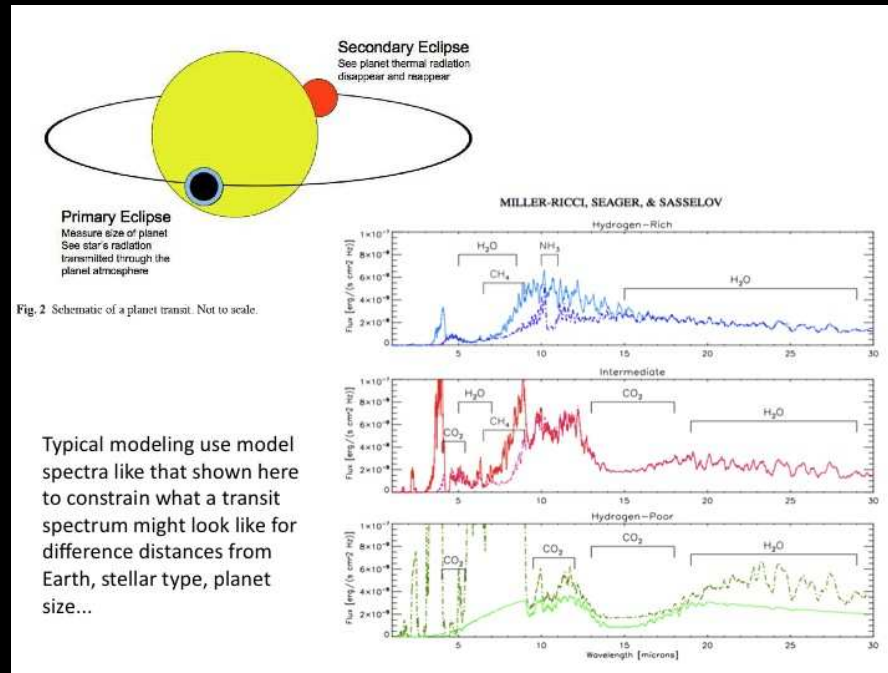
6

Timeline of a Transit Observation



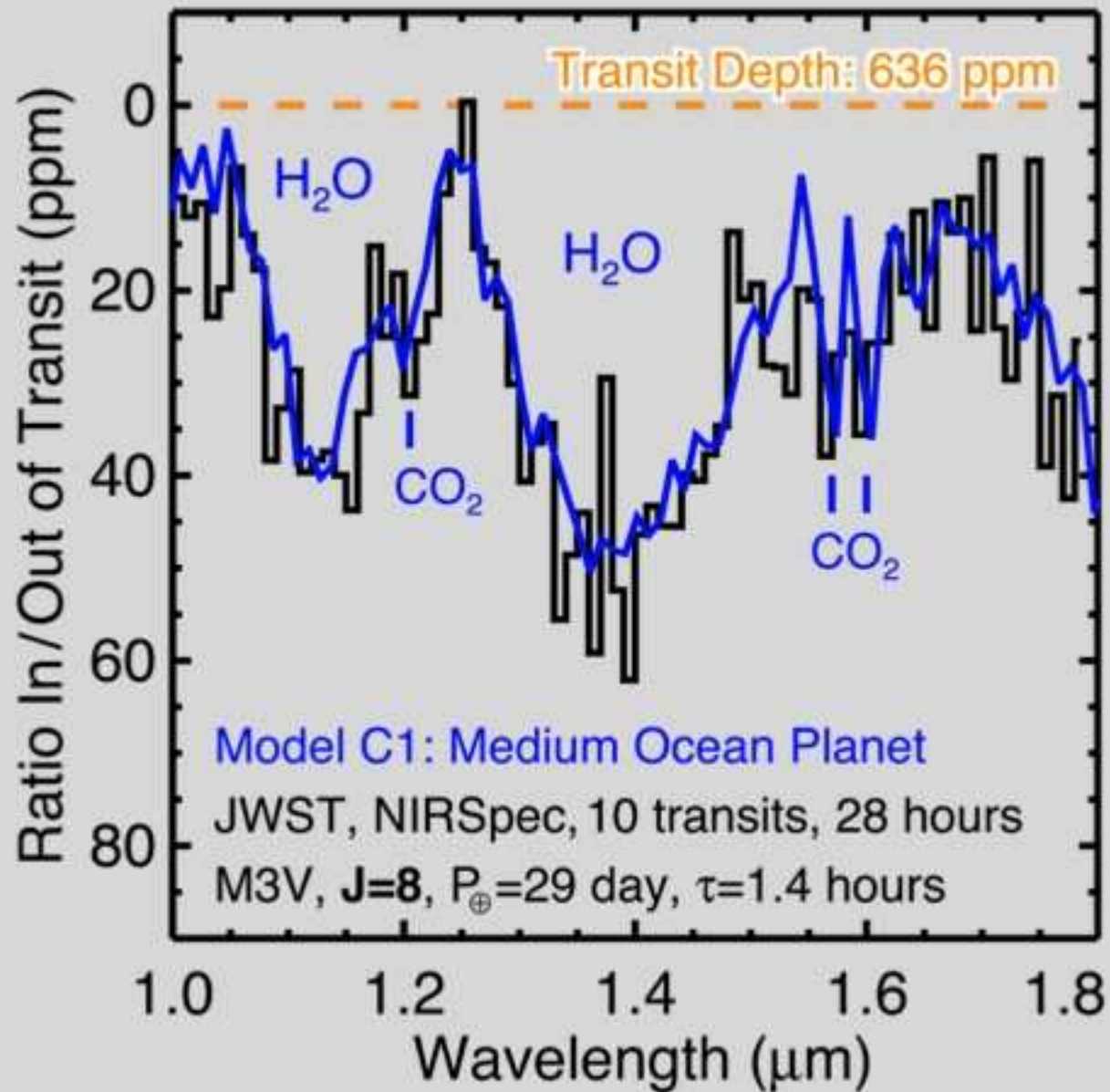
13

JWST can do very precise photometry of transiting Earth-like exoplanets.



JWST IR spectra can find water and CO₂ in (super-)Earth-like exoplanets.


Transit Spectrum of Habitable "Ocean Planet"



JWST IR spectra can find water and CO₂ in transiting Earth-like exoplanets.

Visible

Infrared



30 Doradus Nebula and Star Cluster
Hubble Space Telescope ■ WFC3/UVIS/IR

NASA, ESA, F. Paresce (INAF-IASF, Italy), and the WFC3 Science Oversight Committee


STScI-PRC09-32b

30 Doradus: Giant young star-cluster in Large Magellanic Cloud (150,000 ly), triggering birth of Sun-like stars (and surrounding debris disks).





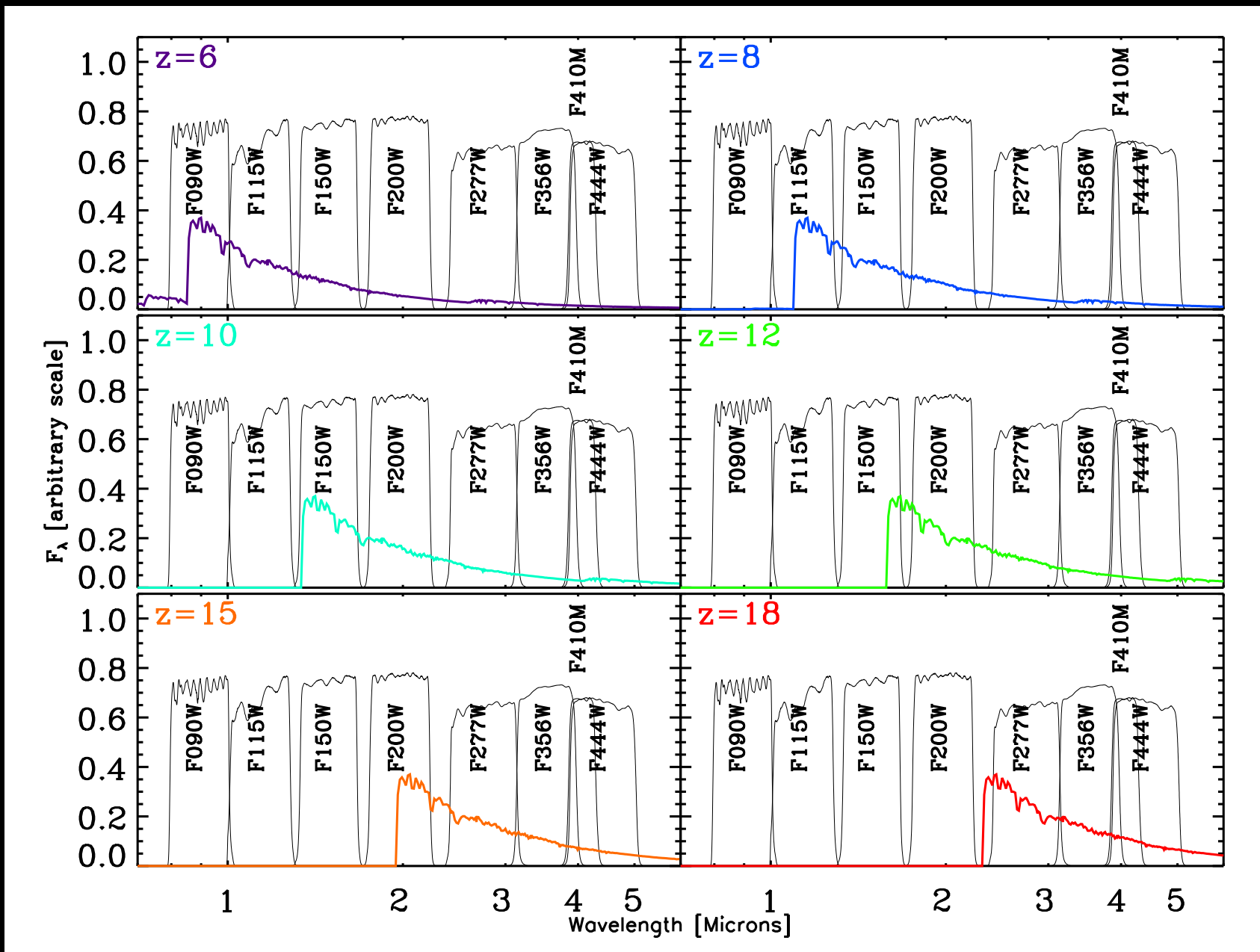
(3) How will JWST Observe First Light and Reionization?



- Detailed cosmological models (V. Bromm) suggest that massive “Pop III” stars ($\gtrsim 100 M_{sun}$) started to reionize the universe at $z \lesssim 10-30$ (First Light).
- This should be visible to JWST as the first Pop III stars or surrounding (Pop II.5) star clusters, and perhaps their extremely luminous supernovae at $z \simeq 10 \rightarrow 30$.

We must make sure that we theoretically understand the likely Pop III mass-range, their IMF, their duplicity and clustering properties, their SN-rates, etc., before JWST flies, so we know what to look for.

3) How will Webb measure First Light: What to expect in (Ultra)Deep Fields?




● Can't beat redshift: to see First Light, must observe near-mid IR.

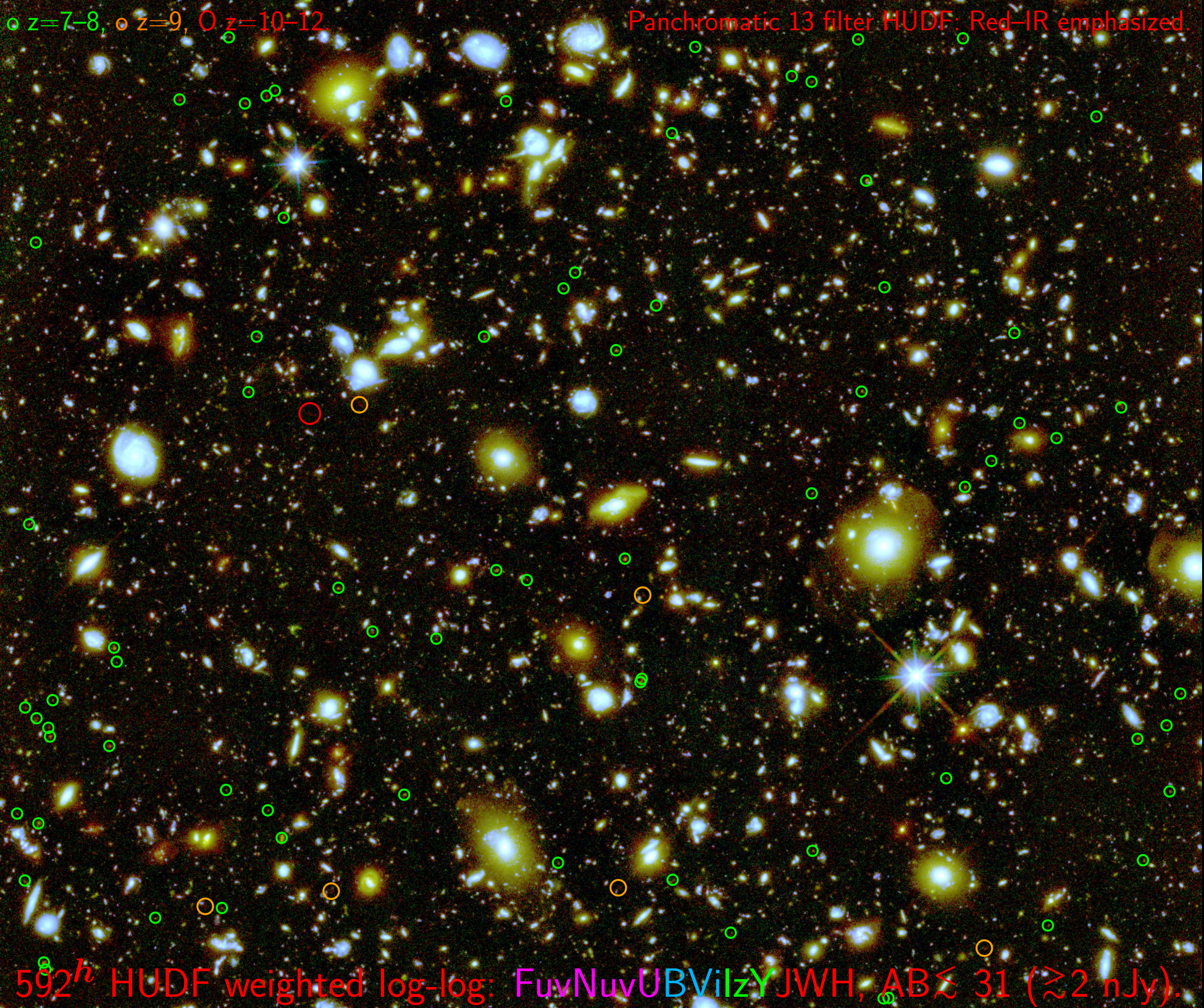
⇒ This is why JWST needs NIRCам at 0.8–5 μm and MIRI at 5–28 μm .

The HST-unique part for JWST:

Panchromatic 13 filter HUDF: UV-Blue emphasized.

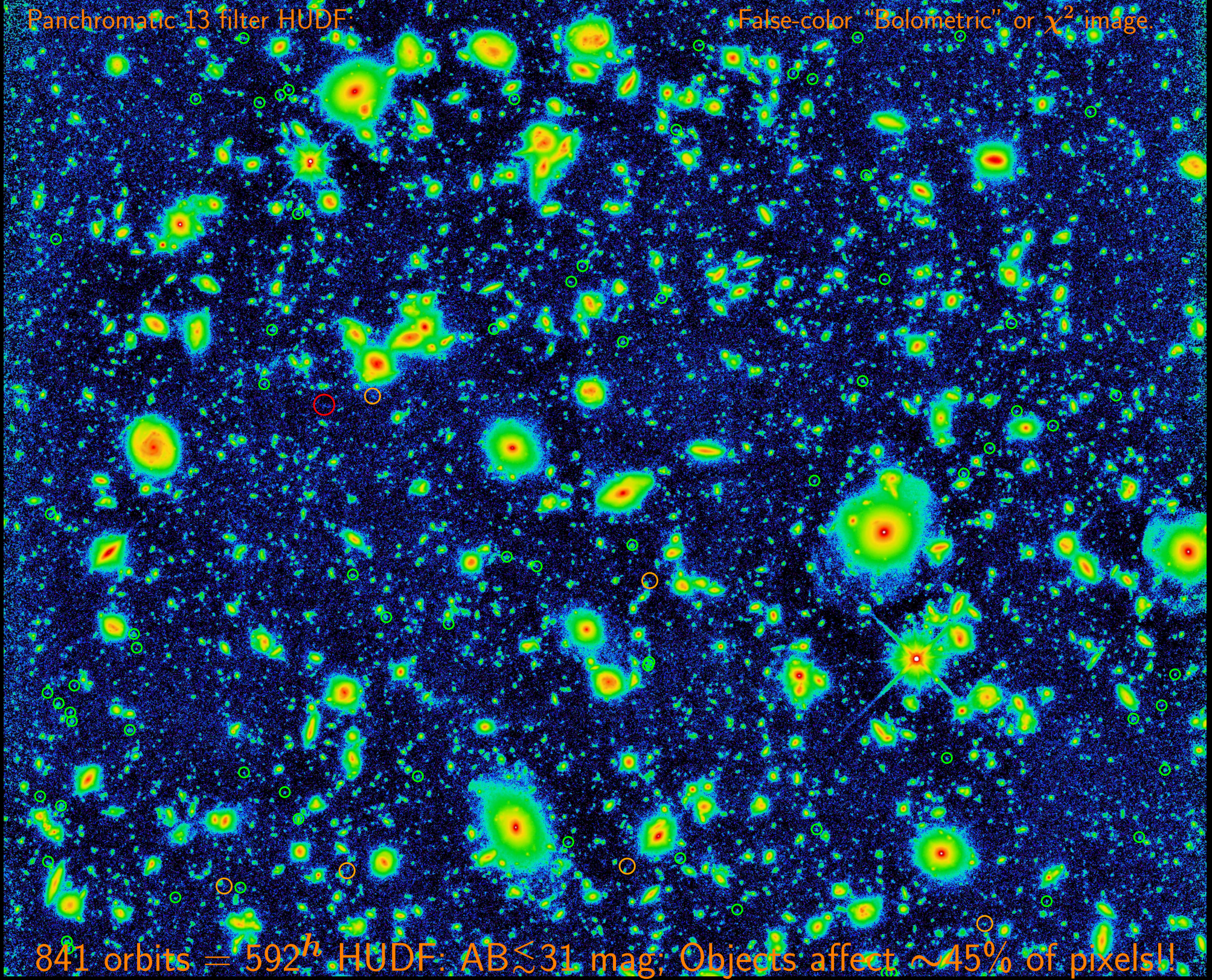
592^h HUDF weighted log-log: FuvNuvUBVilzYJWH, AB $\lesssim 28-31$ ($\gtrsim 2$ nJy).



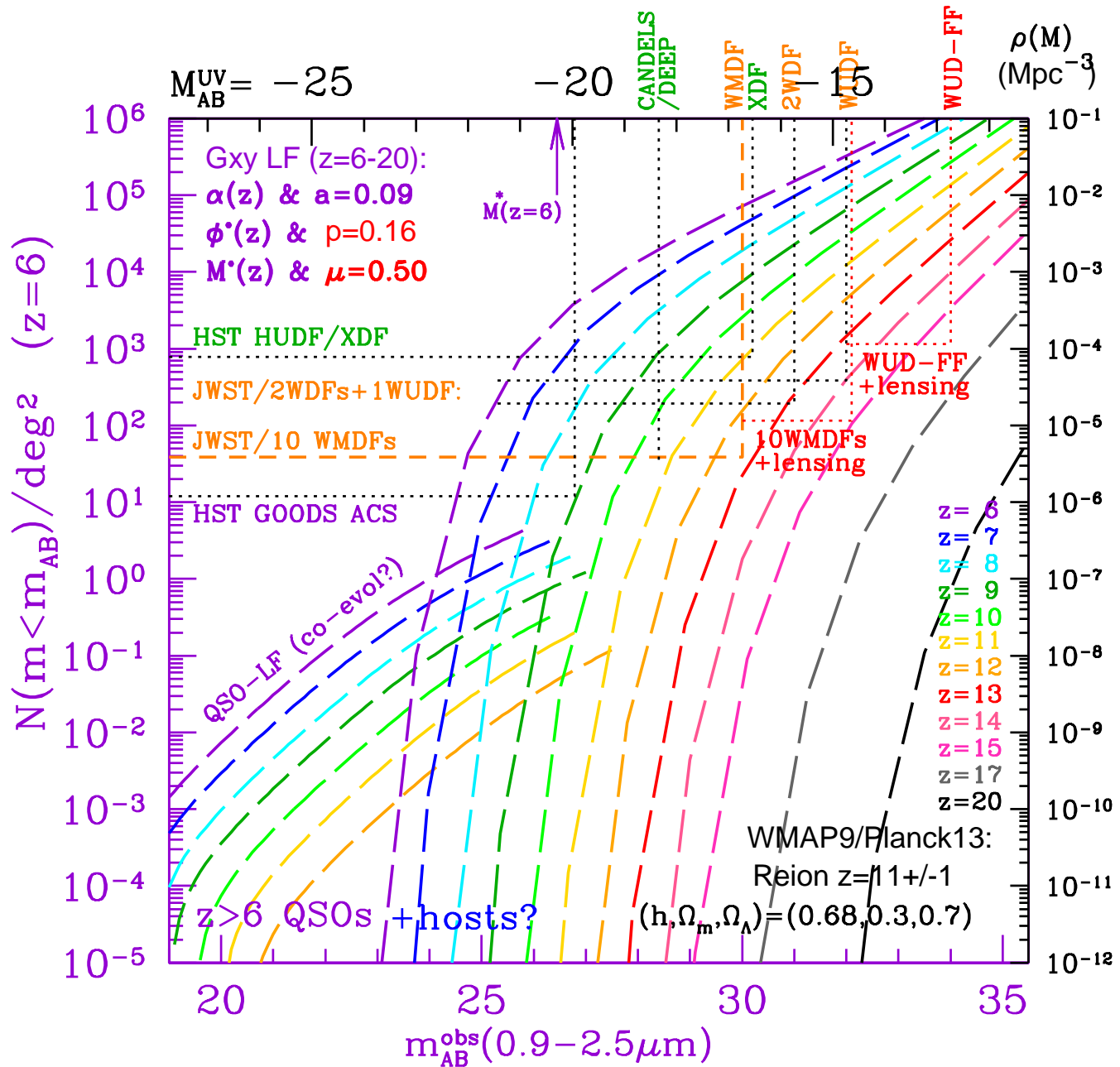


Panchromatic 13 filter HUDF:

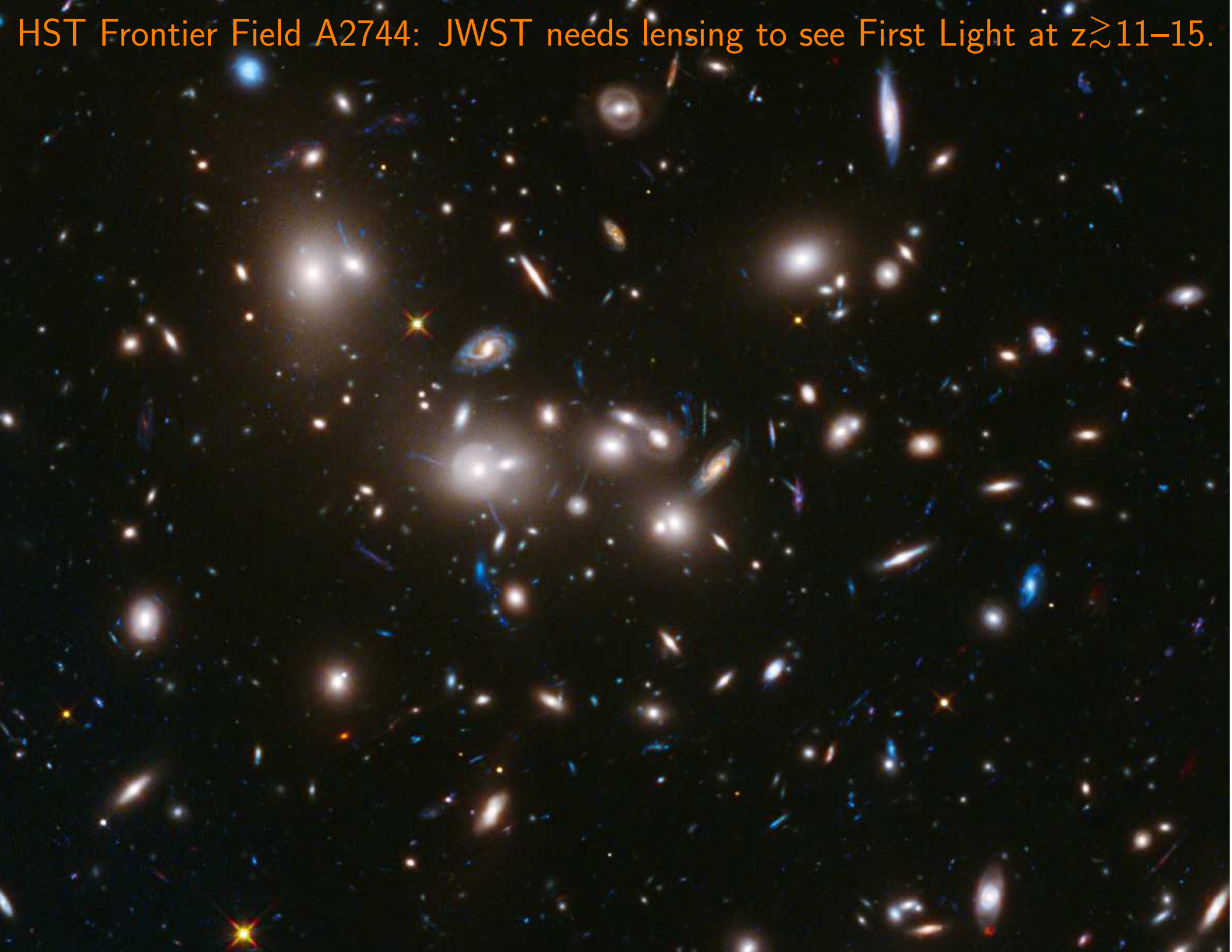
False-color "Bolometric" or χ^2 image.



841 orbits = 592^h HUDF: AB \lesssim 31 mag; Objects affect $\sim 45\%$ of pixels!!



- Schechter LF ($z \lesssim 6 \lesssim 20$) with best-fit $\alpha(z)$, $\Phi^*(z)$, $M^*(z)$ & $\mu=0.50$.
 Area/Sensitivity for: HUDF/XDF, 10 WMDFs, 2 WDFs, & 1 WUDF.
- May need lensing targets for WMDF-WUDFF to see $z \simeq 14-16$ objects!



HST Frontier Field A2744: JWST needs lensing to see First Light at $z \gtrsim 11-15$.



Two fundamental limitations may determine ultimate JWST image depth:

(1) Cannot-see-the-forest-for-the-trees effect [Natural Confusion limit]:

Background objects blend into foreground because of their own diameter
⇒ Need multi- λ deblending algorithms.


(2) House-of-mirrors effect [“Gravitational Confusion”]: Most First Light objects at $z \gtrsim 12-14$ may need to be found by cluster or group lensing.

⇒ Need multi- λ object-finder that works on sloped backgrounds.

⇒ If $M^*(z \gtrsim 10) \gtrsim -18$, need to use & model gravitational foreground.

(4) Future: Next generation 20-39 m ground-based telescopes and ATLAST



True relative size: Hubble, James Webb, & Giant Magellan Telescope



18 B\$ (1973~2018); 9 B\$ (1996~2029);


~1 B\$ (2000~2050+).

(4) Future: Next generation 20-39 m ground-based telescopes and ATLAST
True relative size: Hubble, James Webb, and ATLAST ...



18 B\$ (1973~2018); 9 B\$ (1996~2029); 15-20 B\$ (2020~2050⁺?).

(4) Future: How can we knock it out of the ball-park in the next 30 years?



Each of GMT and ATLAST facility nearly fills the whole Yankee ballpark ...

- New paradigm: They are too large for an individual university to take on.
- Universities need to collaborate nation-wide to make this happen.

(5) What do our Astrophysics College Graduates do?

Future Careers at NASA:

- Over the last 25 years, (ASU) Astrophysics College Graduates typically:
- (0) Have very low unemployment (\lesssim few %).
- (1) About 30% are faculty at Universities or 4-year colleges.
- (2) About 30% are researchers at NASA or other government centers.
- (3) About 20% work in Aerospace or related industries.
- (4) About 20% are faculty at Community Colleges or Highschools.

See also: <http://aas.org/learn/careers-astronomy>

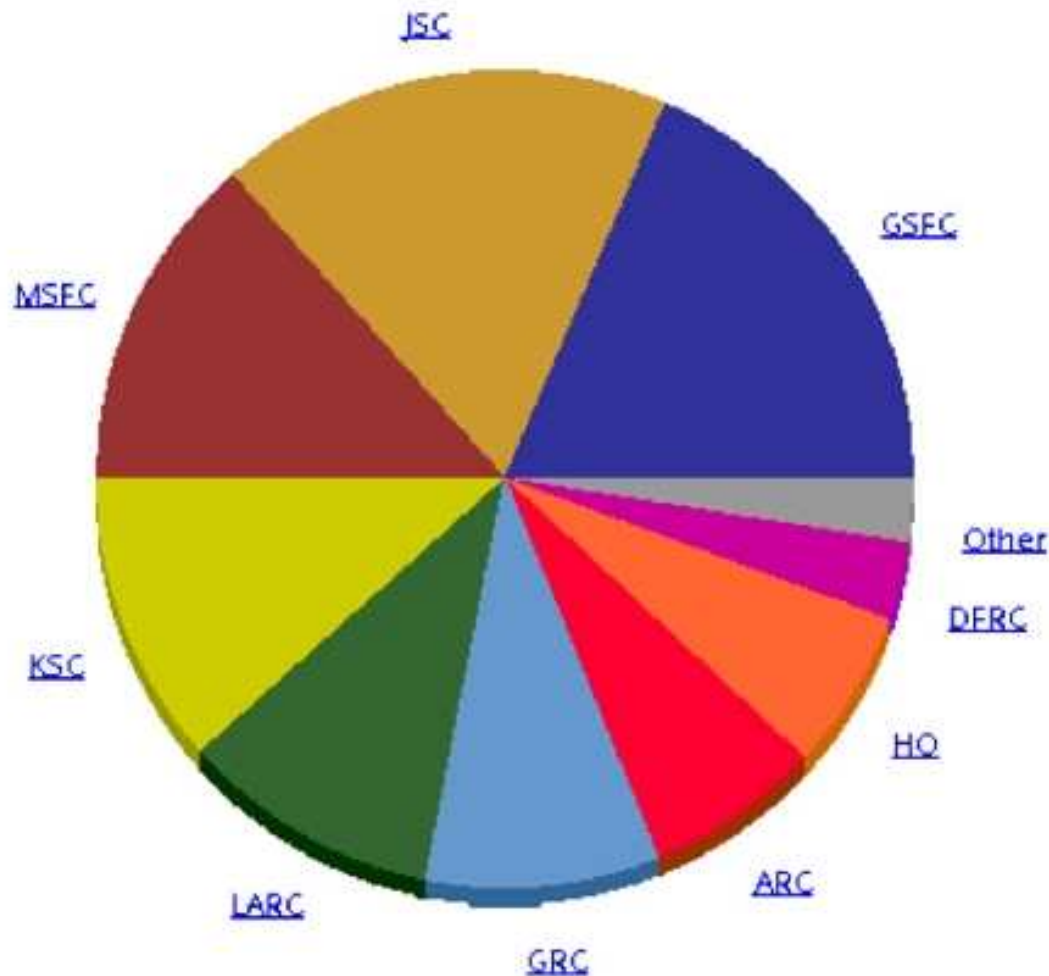
<http://www.aip.org/statistics/astronomy/>

<https://webapp4.asu.edu/programs/t5/careerdetails/19-2011.00?init=false&nopassive=true>

<http://scitation.aip.org/content/aip/magazine/physicstoday/article/68/6/10.1063/PT.3.2815>

CS Head Count

as values



Centers & NSSC	CS Head Count
<u>GSFC</u>	3,354
<u>JSC</u>	3,203
<u>MSFC</u>	2,432
<u>KSC</u>	2,055
<u>LARC</u>	1,881
<u>GRC</u>	1,640
<u>ARC</u>	1,215
<u>HQ</u>	1,152
<u>DERC</u>	558
Other	454

NASA workforce as pie-chart and in numbers — 2013 total: about 18,000).
Nation-wide NASA contractors (Northrup, Lockheed, Boeing, etc): 150,000.

See also: <https://wicn.nssc.nasa.gov/generic.html>

Some of our ASU grad students do important outreach events:



Annual Girl Scout Stargazing at the White House South lawn (July 2015).

Our own Amber Straughn (right; now at NASA GSFC working for Nobel Laureate Dr. John Mather) informs the Obama's about NASA.

(6) Summary and Conclusions

(1) HST set stage to measure galaxy assembly in the last 12.7-13.0 Gyrs.

(2) JWST passed Preliminary & Critical Design Reviews in 2008 & 2010.

Management replan in 2010-2011. No technical showstoppers thus far:

- More than 99% of JWST H/W built or in fab, & meets/exceeds specs.

(3) JWST is designed to map the epochs of First Light, Reionization, and Galaxy Assembly & SMBH-growth in detail. JWST will determine:

- Formation and evolution of the first star-clusters after 0.2 Gyr.

- How dwarf galaxies formed and reionized the Universe after 1 Gyr.

(4) JWST will have a major impact on astrophysics this decade:

- IR sequel to HST after 2018: Training the next generation researchers.

- JWST will define the next frontier to explore: the Dark Ages at $z \gtrsim 20$.

SPARE CHARTS

- References and other sources of material shown:

<http://www.asu.edu/clas/hst/www/jwst/> [Talk, Movie, Java-tool]

<http://www.asu.edu/clas/hst/www/ahah/> [Hubble at Hyperspeed Java-tool]

<http://www.asu.edu/clas/hst/www/jwst/clickonHUDF/> [Clickable HUDF map]

<http://www.jwst.nasa.gov/> & <http://www.stsci.edu/jwst/>

<http://ircamera.as.arizona.edu/nircam/>

<http://ircamera.as.arizona.edu/MIRI/>

<http://www.stsci.edu/jwst/instruments/nirspec/>

<http://www.stsci.edu/jwst/instruments/fgs>

Gardner, J. P., et al. 2006, Space Science Reviews, 123, 485–606

Mather, J., & Stockman, H. 2000, Proc. SPIE Vol. 4013, 2

Windhorst, R., et al. 2008, Advances in Space Research, 41, 1965

Windhorst, R., et al., 2011, ApJS, 193, 27 (astro-ph/1005.2776).


What the Scientists See:



What the Project Manager Sees:



The Happy Balance



Any (space) mission is a balance between what science demands, what technology can do, and what budget & schedule allows ... (courtesy Prof. R. Ellis).

Northrop Grumman Expertise in Space Deployable Systems

- Over 45 years experience in the design, manufacture, integration, verification and flight operation of spacecraft deployables
- 100% mission success rate, comprising over 640 deployable systems with over 2000 elements





Baseline "Cup Down" Tower Configuration at JSC (Before)



JSC "Cup Up" Test Configuration (New Proposal)



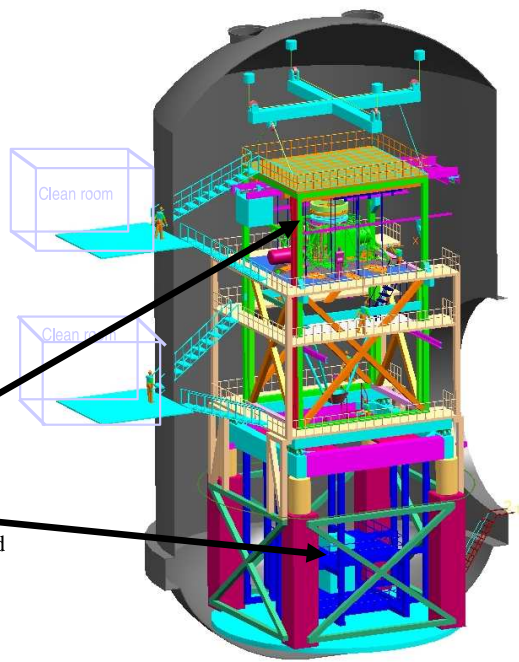
Most recent Tower Design shows an Inner Optical Tower supported by a Outer structure with Vibration Isolation at the midplane. Everything shown is in the 20K region (helium connections, etc. not shown) except clean room and lift fixture.

Current plan calls for 33KW cooldown capability, 12 KW steady state, 300-500mW N2 cooling

JSC currently has 7 KW He capability

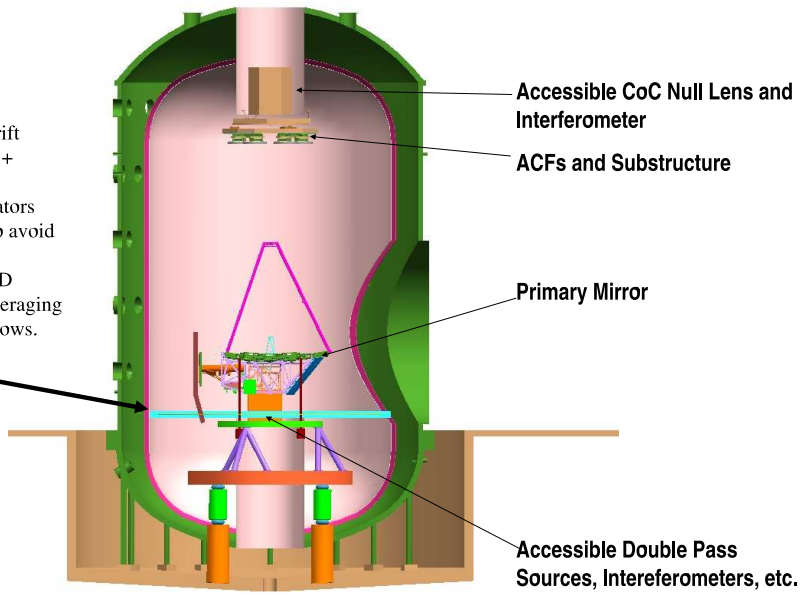
Current plan includes 10 trucks of LN2/day during cooldown

Interferometers, Sources, Null Lens and Alignment Equipment Are in Upper and Lower Pressure Tight Enclosure Inside of Shroud



No Metrology Tower and Associated Cooling H/W. External Metrology
Two basic test options:
1. Use isolators, remove drift through fast active control + freeze test equipment jitter
2. Eliminate vibration isolators (but use soft dampeners) to avoid drift, freeze out jitter
Builds on successful AMSD heritage of freezing and averaging jitter, testing through windows.

Possible payload "floor" to separate ambient pressure and temperature.

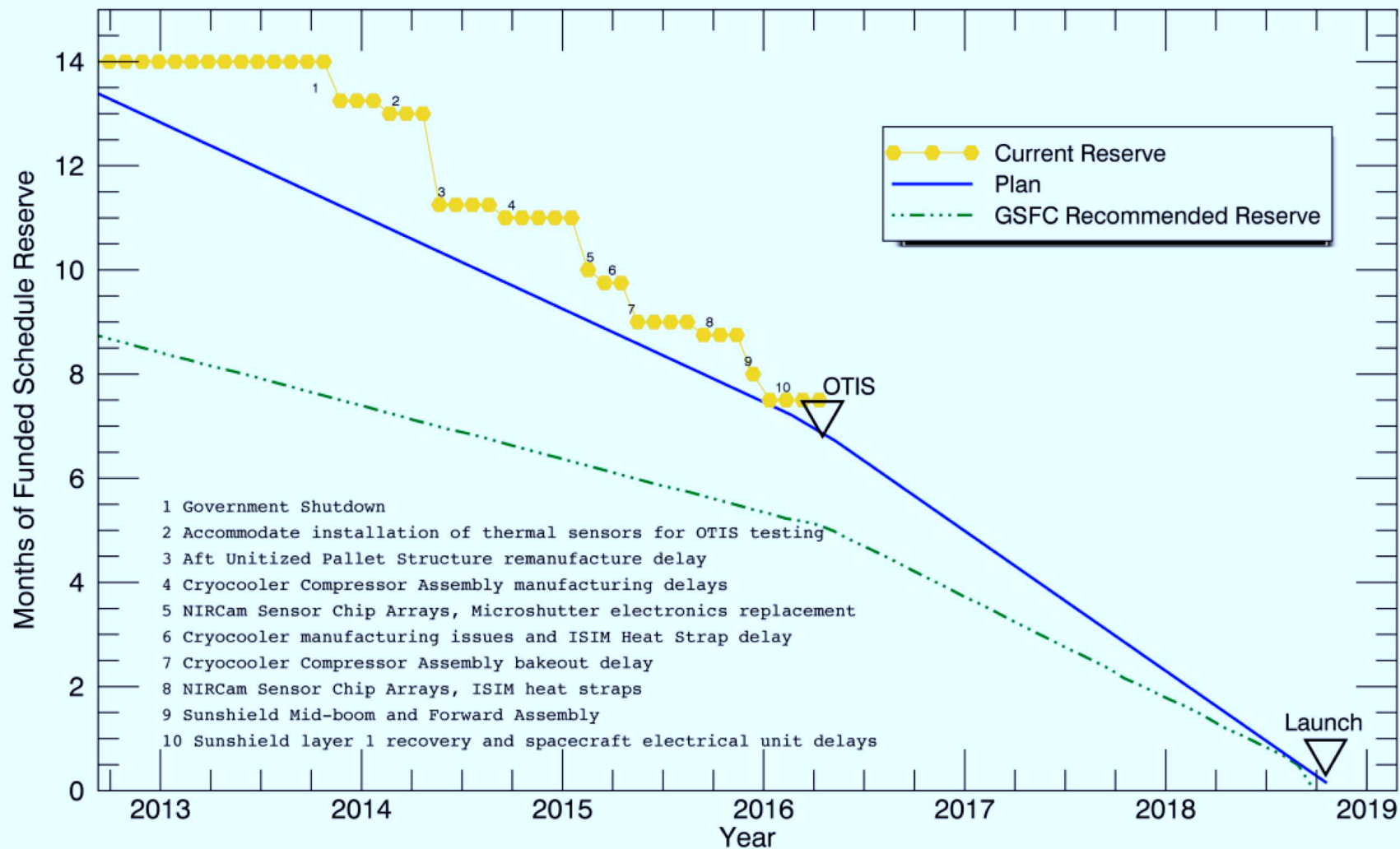


Drawing care of ITT

JWST underwent several significant replans and risk-reduction schemes:

- \lesssim 2003: Reduction from 8.0 to 7.0 to 6.5 meter. Ariane-V launch vehicle.
- 2005: Eliminate costly 0.7-1.0 μm performance specs (kept 2.0 μm).
- 2005: Simplification of thermal vacuum tests: cup-up, not cup-down.
- 2006: All critical technology at Technical Readiness Level 6 (TRL-6).
- 2007: Further simplification of sun-shield and end-to-end testing.
- 2008: Passes Mission Preliminary Design & Non-advocate Reviews.
- 2010, 2011: Passes Mission Critical Design Review: Replan Int. & Testing.

Funded Schedule Reserve



Keys to stay on schedule: 1) Sufficient Project contingency ($\geq 25\%$ of total).
2) Well replanned and managed Project (starting late summer 2011).

Fiscal Year 2016 JWST HQ Milestones

Month	Milestone	FY2015 Deferral	Comment
Oct-15	1 Start Integrated Science Instrument Module (ISIM) cryovacuum test #3		• Completed 10/27/15
Nov-15	2 Deliver update for launch and activation sequence of events for JWST commissioning		Completed 10/29/15
	3 Deliver the Observatory Operations Handbook Vol 1&2 updates		Completed 10/30/15
	4 Deliver new build of the proposal planning software for Telescope plus ISIM (OTIS) testing		Completed 10/30/15
Dec-15	5 Complete second test of Pathfinder Telescope equipment at the JSC Chamber A		Completed 10/31/15
	6 Complete Solar Array panel #2 cell installation		Completed 12/24/15
	7 Complete Sunshield Mid-Boom Assembly #1 functional test		Delayed to May for reassembly of mid-boom #1
	8 Complete Delivery of Reaction Wheel Assemblies to Observatory Integration and Test (I&T)	•	Two of 3 wheels delivered in December, 1 in June , being rebuilt, no schedule impact
Jan-16	9 Deliver Data Management Subsystem build for basic data search and distribution functionality		Completed 11/30/15
	10 Deliver flight Aft Optics System to Telescope I&T		Completed 12/14/15
	11 Complete final checkout of new GSFC vibration shaker table		Horizontal shaker table accepted 3/3/2016, Vertical shaker acceptance delayed to May
	12 Sunshield Flight Layer #4 shipped to Northrop-Grumman		Completed 12/3/15
	13 Sunshield Forward Cover Assembly shipped to Northrop-Grumman	•	Delayed till June , Nexolve revised schedule to implement NGAS design changes. No anticipated schedule impact
	14 Complete Flight Operations Subsystem System Design Review #2		Completed 12/17/15
Feb-16	15 Complete Mission Operations Center construction at STScl		Completed 12/29/15
	16 Deliver Aft Deployable Instrument Radiator to Observatory I&T		Completed 2/15/16
	17 Deliver Command & Telemetry computer to Observatory I&T		Completed 4/11/16
	18 Deliver Secondary Mirror Support Structure verification report to GSFC		Completed 1/28/16
	19 Complete deliveries of Spacecraft wire harnesses		Completed 1/22/16
Mar-16	20 Deliver spare Cryocooler Compressor Assembly to JPL	•	Delayed to May 2016 , no schedule impact
	21 Start Spacecraft Panel Integration		Completed 10/26/15
	22 Complete Sunshield Mid-Boom Assembly #2 functional test		Forecasting July completion date due to latch and detent pin redesign and tubesegment rebuild
	23 Complete cryocooler thermal performance acceptance testing		Completed 3/5/16

Blue font(underline) denotes milestones accomplished ahead of schedule, orange font denotes milestones accomplished late. "*" denotes 2015 milestones carried forward.

Milestones: How the Project reports its progress monthly to Congress.

Milestone Performance

- Since the September 2011 replan JWST reports high-level milestones monthly to numerous stakeholders


	Total Milestones	Total Milestones Completed	Number Completed Early	Number Completed Late	Deferred to Next Year	Deferred more than one quarter
FY2011	21	21	6	3	0	0
FY2012	37	34	16	2	3	3
FY2013	41	38	20	5	3	2
FY2014❖	36	23	10	8	11	10
FY2015	48	44	22	12	4	3
FY2016	46	24	19	10*	0	0

*Late milestones have been or are forecast to complete within the year. Deferred milestones are not included in the number-completed-late tally.

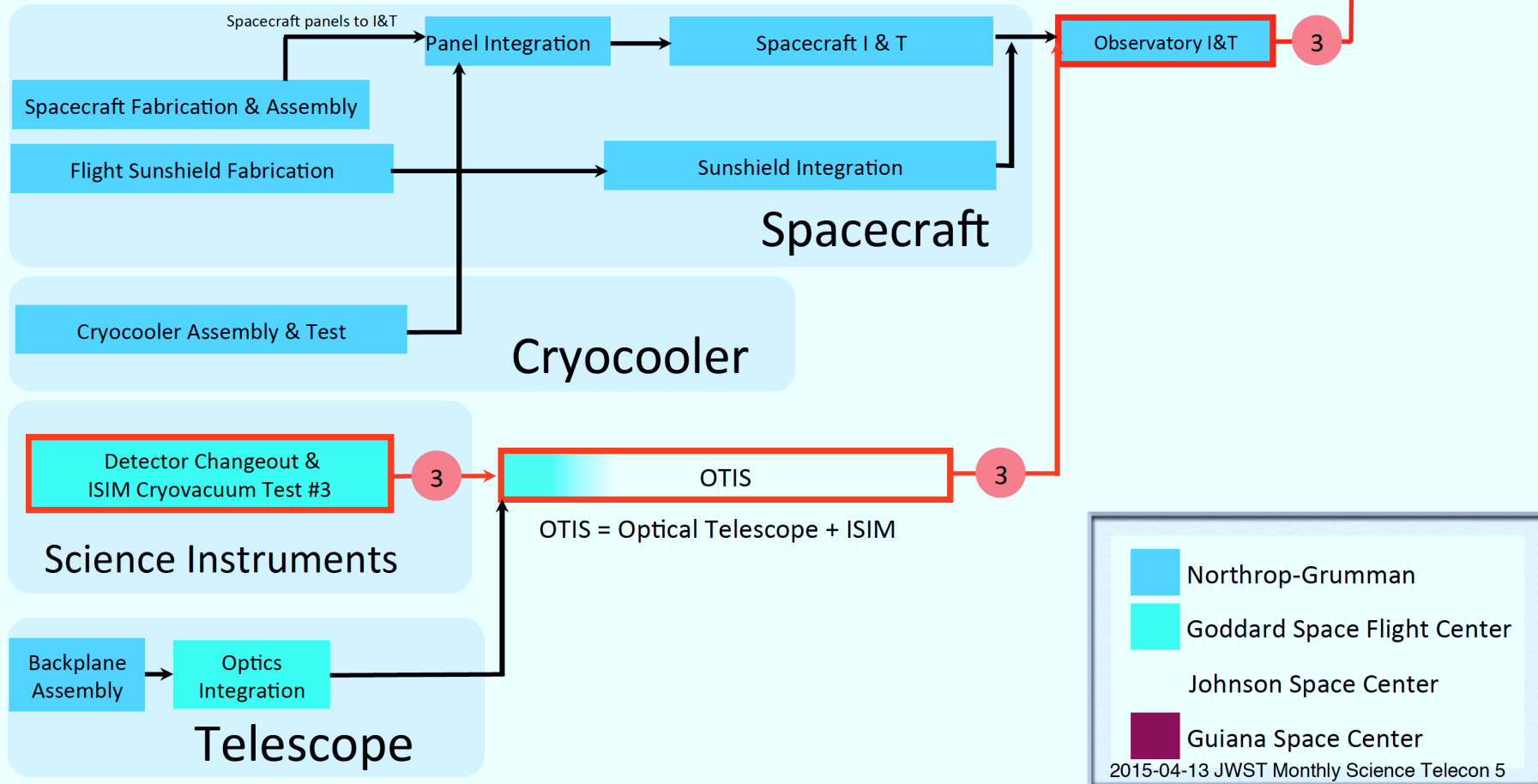
❖ Milestone accounting in FY2014 was complicated by the government shutdown and multicomponent milestones

FY14: 8 milestones late by 1 month due to Oct 13 Government shutdown.
 FY15, F16: Most "Lates" are not on critical path, nor cause a launch delay.

Simplified Schedule



k months of project funded critical path (mission pacing) schedule reserve



Path forward to Launch (in Oct. 2018): $\lesssim 10$ months schedule reserve.


Instruments+detectors & Optical Telescope Element remain on critical path.




Backplane Support Frame, Center Section, & Wings



- Center Section is complete
- Wings and cryo cycling is complete
- BSF assembly is complete
- Integration of the BSF to Center Section Complete
 - Cryo Cycling at MSFC XRCF complete



BSF and Center Section



BSF/Center Section coming out of XRCF

2014: Flight back-plane ready to receive mirrors starting in 2015.




Sunshield Template Membrane Work Completed

Templates Verify Design/Manufacturing Prior to Flight Build



- All Template Layers Completed
- Preparing for flight article manufacturing
- First two Flight Manufacturing Readiness Reviews Completed
- Membrane pull out test complete

Stringing Operations



Template Layers 3-5



Hole Tool Operations

Flight sunshield to be completed & tested by 2016 at Northrop (CA).

Telescope Assembly Ground Support Equipment



Ambient Optical Alignment Stand



Hardware has been installed at GSFC approximately 8 weeks ahead of schedule



March 2012 NAC Science Meeting



Landing a mirror onto backplane simulator



Chamber doesn't look so big anymore!




NORTHROP GRUMMAN

Ball

EXELIS

ATK
KLMAY TECHNOLOGIES




This document is not subject to the controls of the International Traffic in Arms Regulations (ITAR) or the Export Administration Regulations (EAR).


Page 14

July 2015: OTIS — World's largest TV chamber readied to test JWST.

**First light
NIRCam**



1. Segment Image Capture



After Step 1

Initial Capture

Final Condition


18 individual 1.6-m diameter aberrated sub-telescope images
 PM segments: < 1 mm, < 2 arcmin tilt
 SM: < 3 mm, < 5 arcmin tilt

PM segments:
 < 100 μm,
 < 2 arcsec tilt
 SM: < 3 mm,
 < 5 arcmin tilt

2. Coarse Alignment

Secondary mirror aligned
 Primary RoC adjusted

After Step 2



Primary Mirror segments:
 < 1 mm, < 10 arcsec tilt
 Secondary Mirror :
 < 3 mm, < 5 arcmin tilt

WFE < 200 μm (rms)

3. Coarse Phasing - Fine Guiding (PMSA piston)

After Step 3




WFE: < 250 μm rms

WFE < 1 μm (rms)

4. Fine Phasing

After Step 4



WFE: < 5 μm (rms)

WFE < 110 nm (rms)

5. Image-Based Wavefront Monitoring

After Step 5

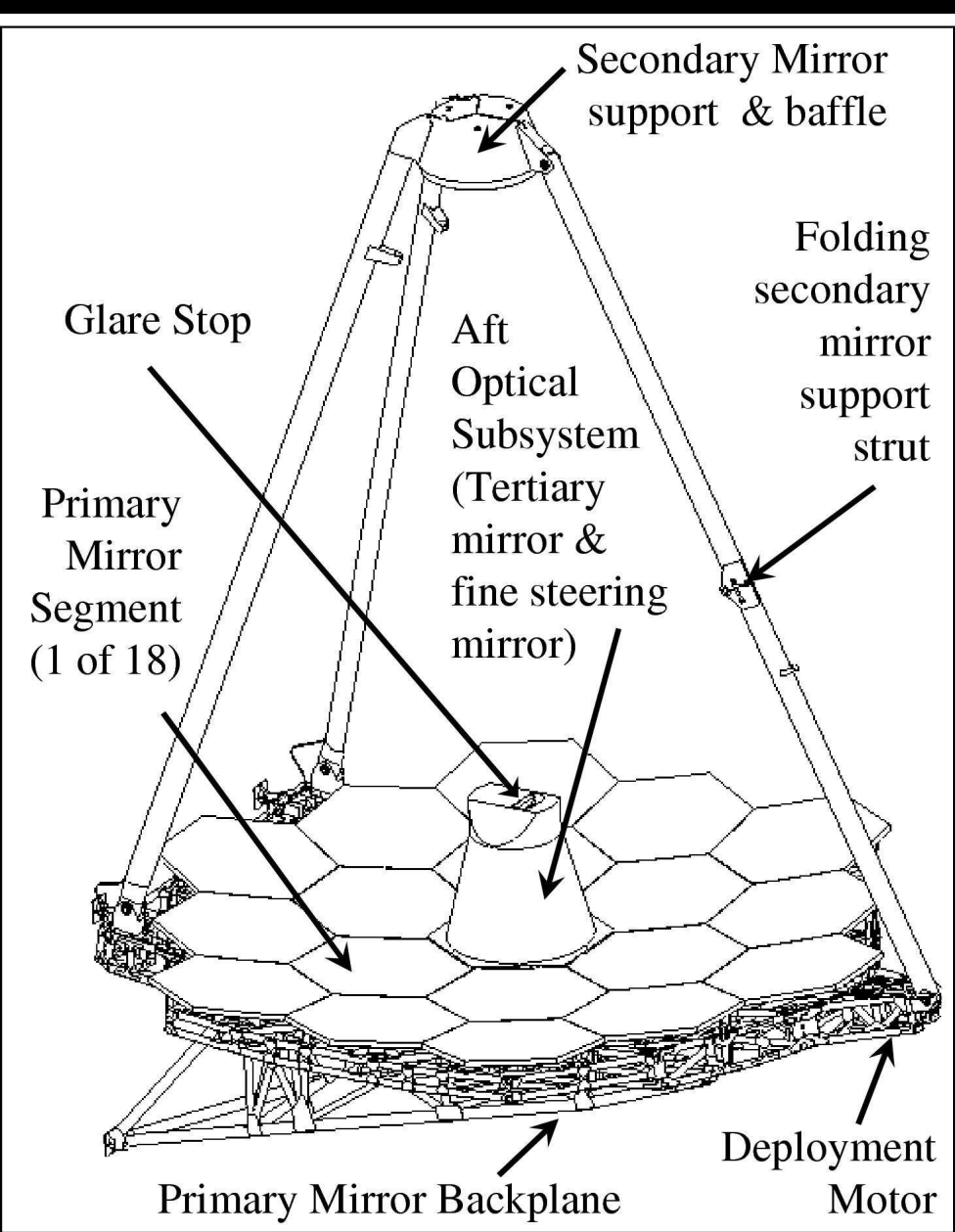


WFE: < 150 nm (rms)

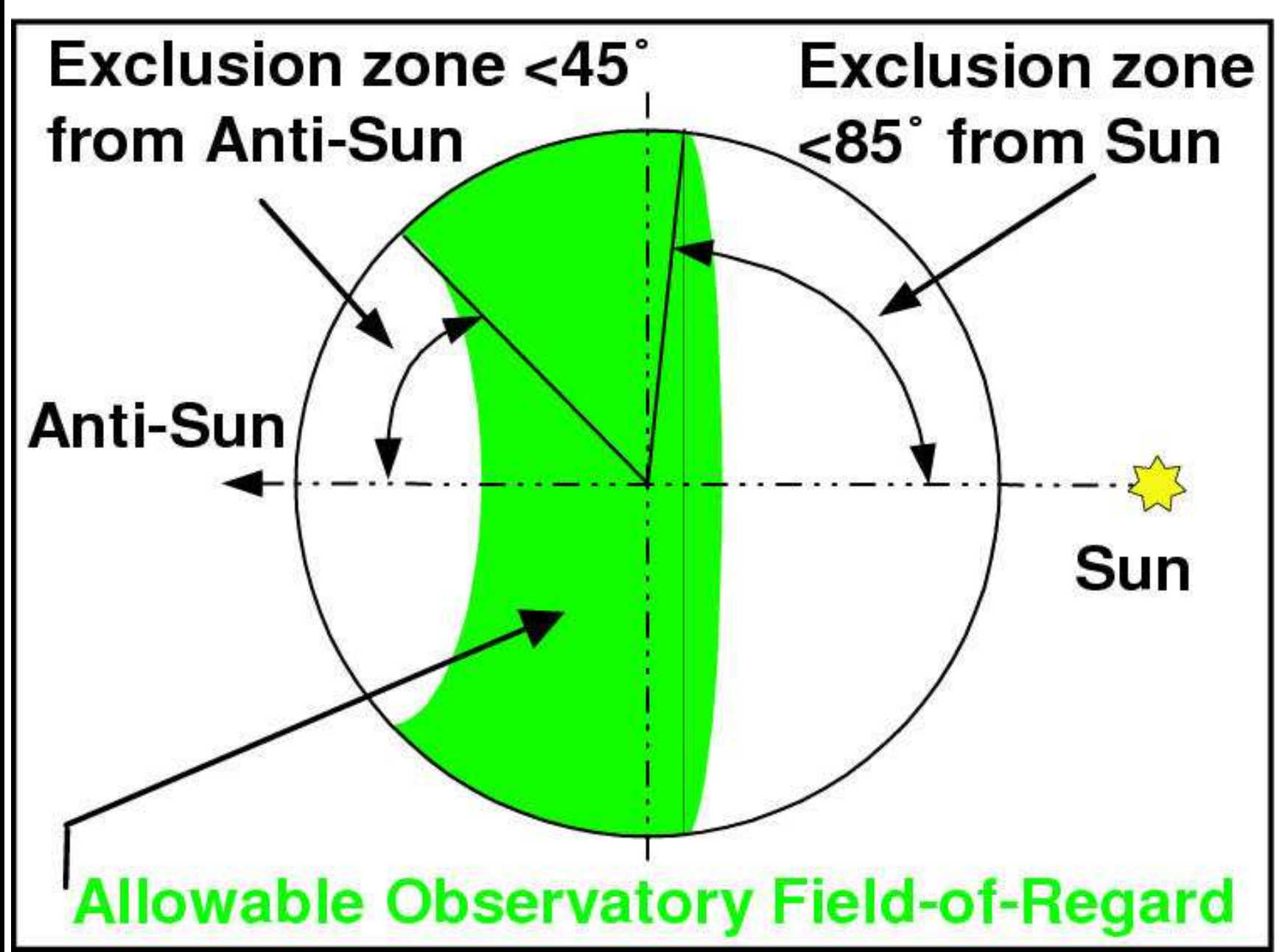
WFE < 110 nm (rms)

JWST's Wave Front Sensing and Control is similar to the Keck telescope.

In L2, need WFS updates every 10 days depending on scheduling/illumination.



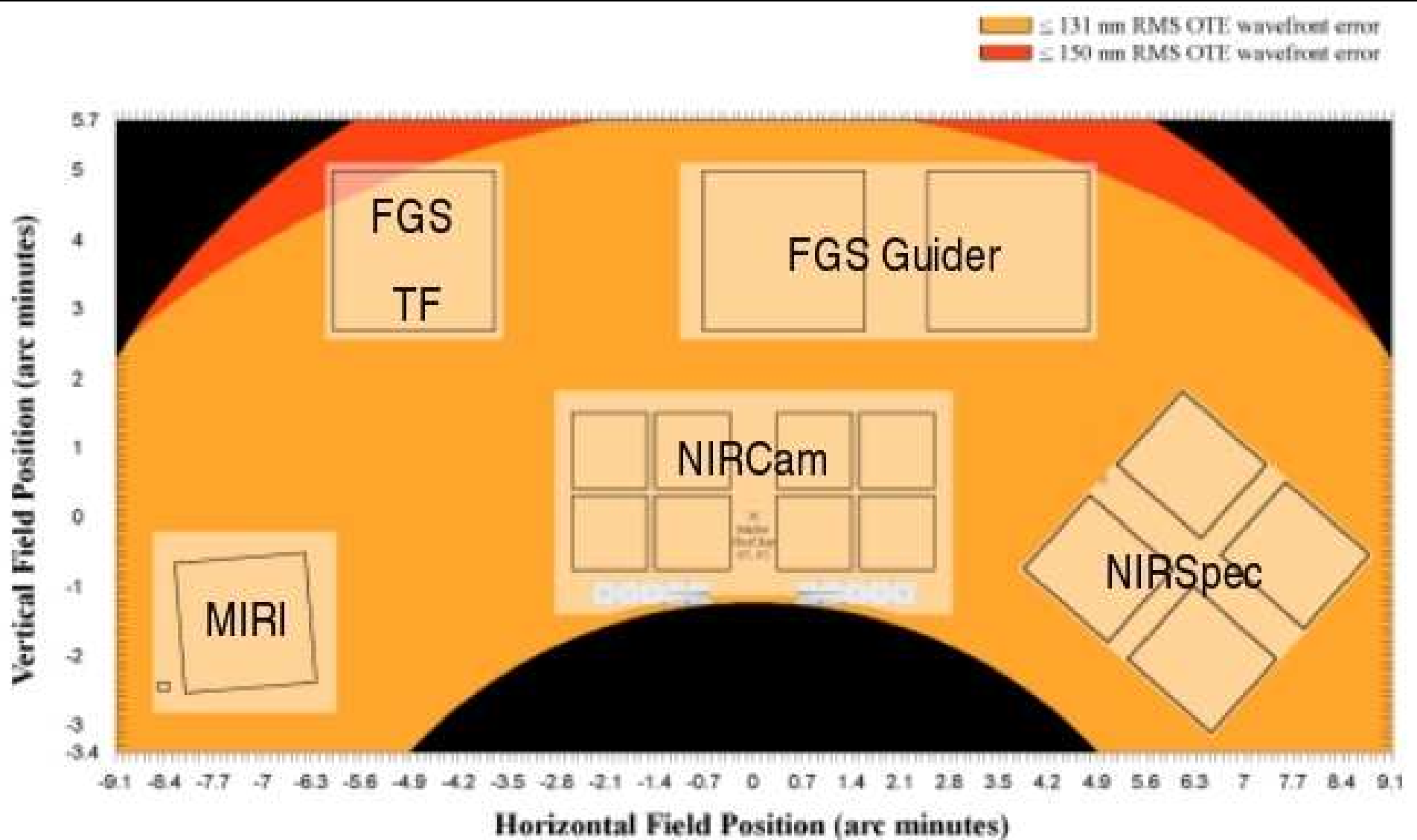
Wave-Front Sensing tested hands-off at 40 K in 1-G at JSC in 2015-2016.
Ball 1/6 scale-model for WFS: produces diffraction-limited $2.0 \mu\text{m}$ images.



JWST can observe North/South Ecliptic pole targets continuously:

- 1000-hr JWST projects swap back/forth between NEP/SEP targets.
- JWST gets the very best reaction wheels (Rockwell Collins; Heidelberg).

- (3c) What instruments will JWST have?



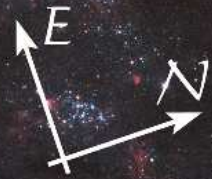
All JWST instruments can in principle be used in parallel observing mode:


- Currently only being implemented for parallel *calibrations*.

Centaurus A
NGC 5128
HST WFC3/UVIS

F225W+F336W+F438W
F487N H β
F502N [O III]
F547M γ
F657N H α + [N II]
F673N [S II]
F814W I

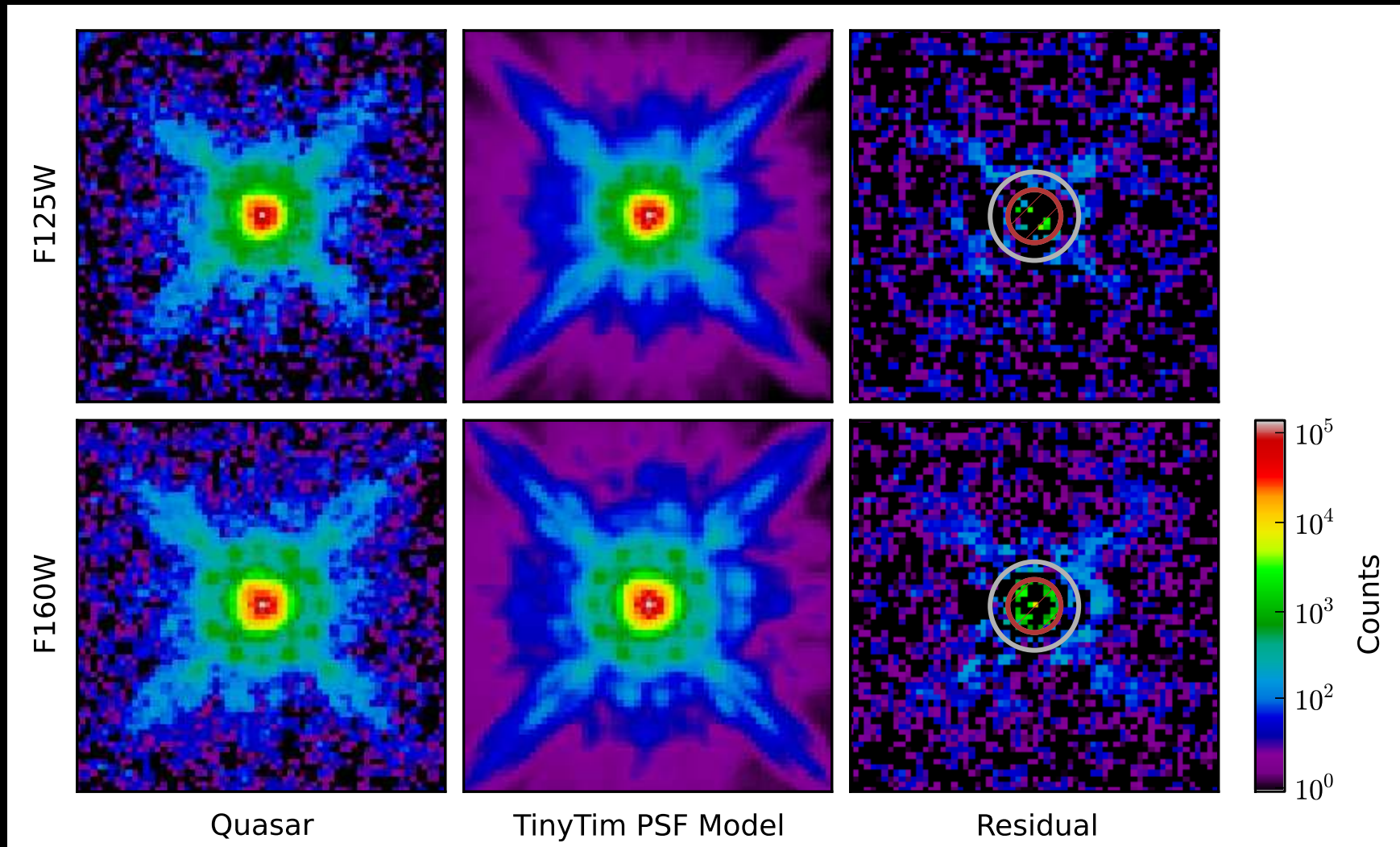
3000 light-years
1400 parsecs
56''





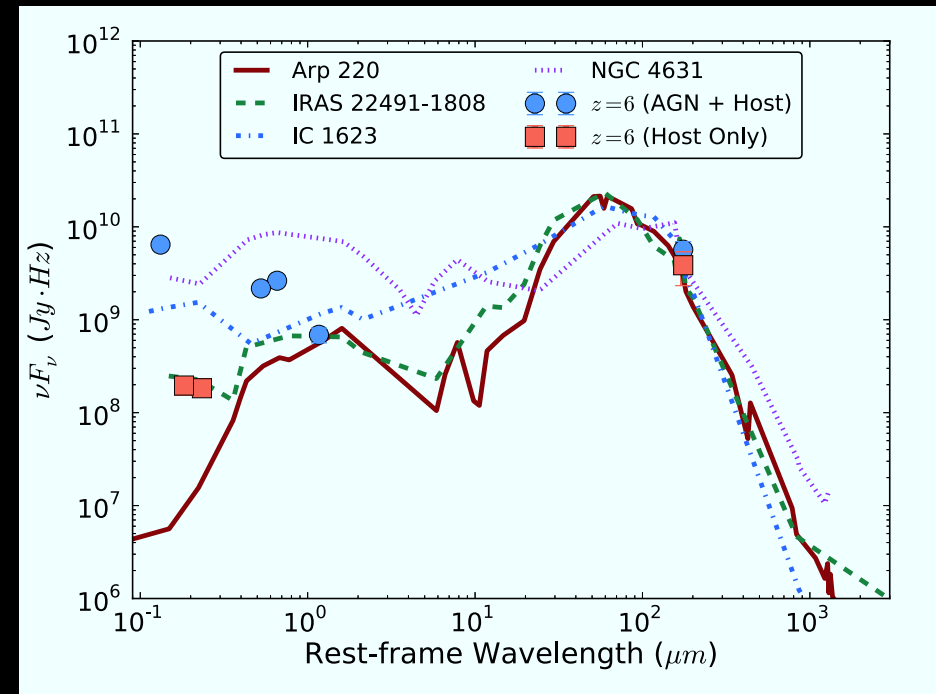
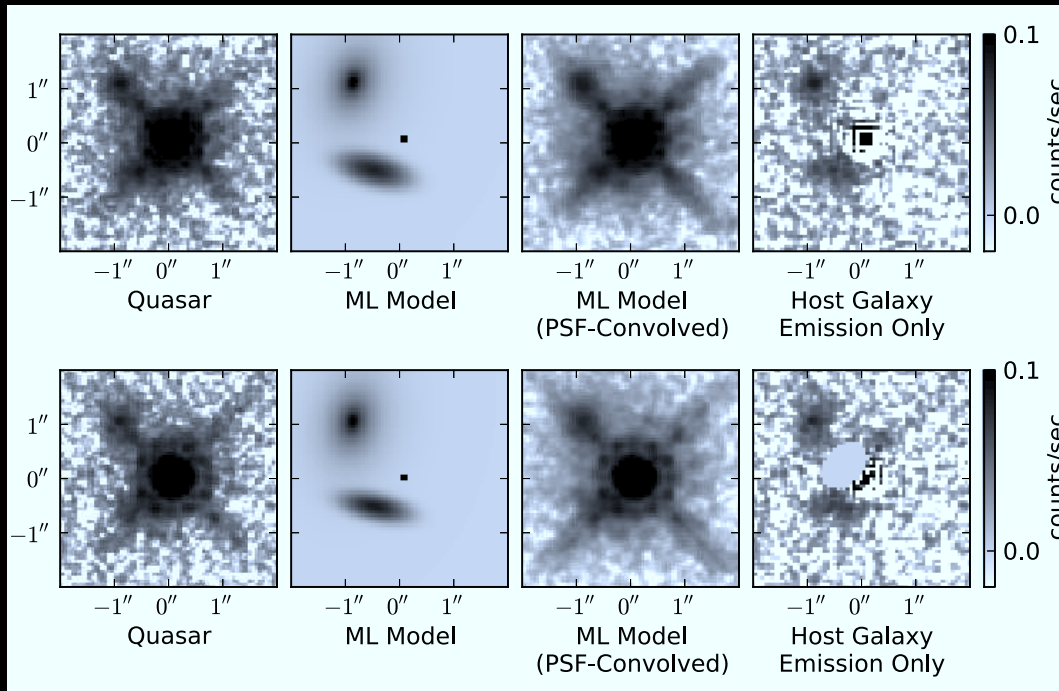
Blue=X-rays; White=Optical; Orange=Radio

- Quasars: Centers of galaxies with feeding supermassive blackholes:



- Hubble IR-images of the most luminous Quasar known in the universe.
- Seen at redshift 6.42 (universe $7.42\times$ smaller than today), 900 Myr old!
- Contains 10^{14} solar luminosities within a region as small as Pluto's orbit!
- A feeding monster blackhole ($>3\times 10^9$ solar mass) 900 Myr after BB!

(2b) WFC3: Detection of one QSO Host System at $z \simeq 6$ (Giant merger?)



[LEFT]: First detection out of four $z \simeq 6$ QSOs (Mechtley et al. 2016).

- One $z \simeq 6$ QSO host galaxy: Giant merger morphology + tidal structure?
- Same $\lambda=1.25$ & $1.6 \mu\text{m}$ structure. Colors constrain dust.

[RIGHT]: Blue dots: $z \simeq 6$ quasar spectrum, Red: $z \simeq 6$ host galaxy.

- Host galaxy has dusty starburst-like UV–far-IR spectrum: reddening of $A_{FUV}(\text{host}) \sim 1$ mag (Mechtley et al. 2014).

- JWST can detect $10\text{--}100\times$ fainter dusty hosts (for $z \lesssim 20$, $\lambda \lesssim 28 \mu\text{m}$).

Conclusion 2: Supermassive black holes started early & were very rapid eaters:



- Massive galaxies today contain a super-massive blackhole, no exceptions!
- Masses $\sim 3 \times 10^9$ solar, leftover from the First Stars (first 500 Myr)?
- Must have fed enormously rapidly in the first 1 Byr after the Big Bang.
- Were eating *cat*-astrophically (and secretly) until they ran out of food ...
- JWST can image the First Quasars to $z \gtrsim 10$ (*if* we can find them).



Will this ever happen to our own Galaxy?

YES! Hubble showed no lateral motion of Andromeda:

Approaches at -110 km/s.

Hence, Andromeda will merge with Milky Way!

The two blackholes (10^6 – 10^7 suns) will also merge!

Not to worry: only 4–5 Byr from today!


Illustration Sequence of the Milky Way
and Andromeda Galaxy Colliding

(4b) Predicted Galaxy Appearance for JWST at redshifts $z \simeq 1-15$

NGC 3310

ESO0418-008

UGC06471-2



Ultraviolet Galaxies

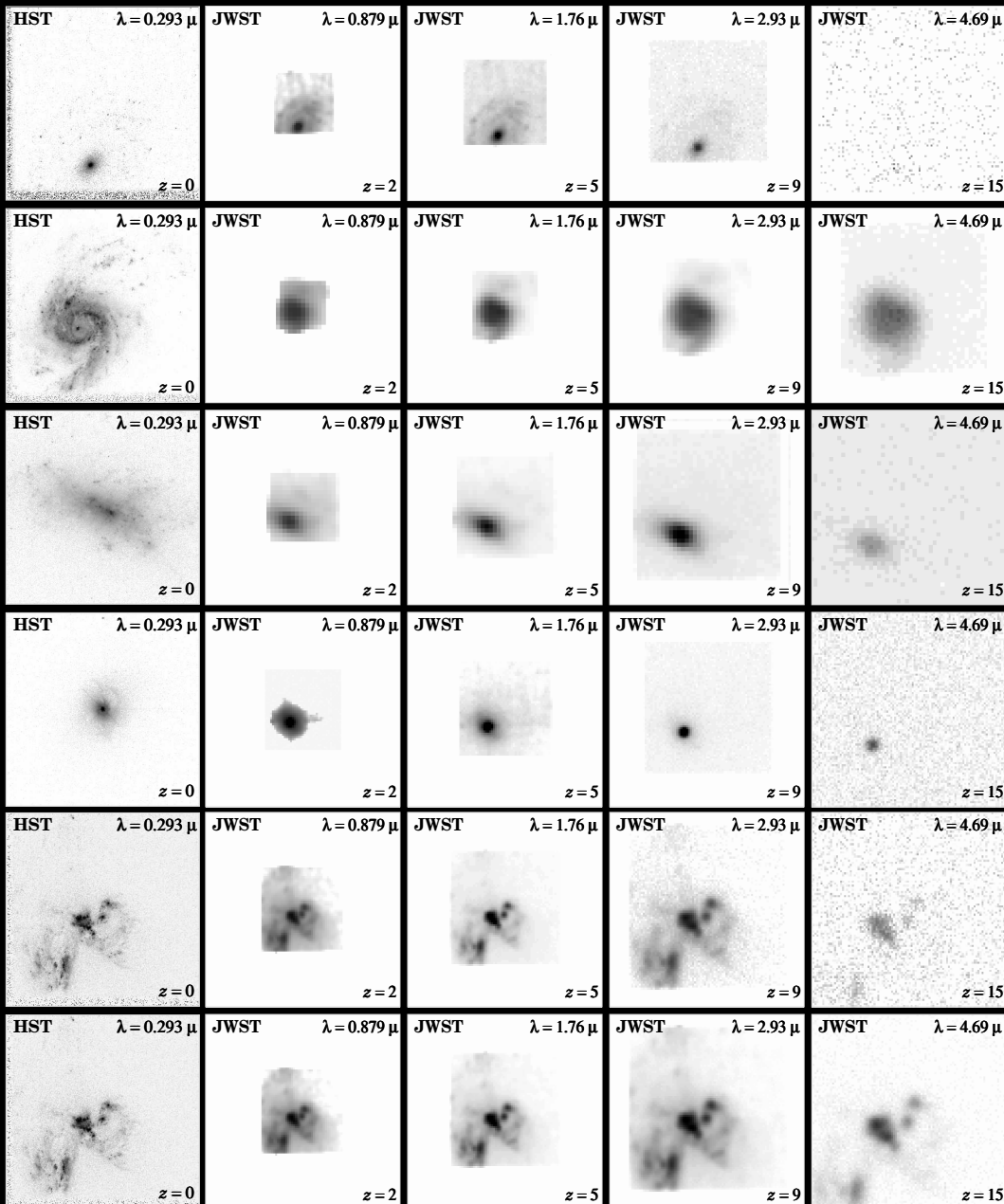
HST • WFPC2

NASA and R. Windhorst (Arizona State University) • STScI-PRC01-04

- The rest-frame UV-morphology of galaxies is dominated by young and hot stars, with often significant dust imprinted (Mager-Taylor et al. 2005).
- High-resolution HST ultraviolet images are benchmarks for comparison with very high redshift galaxies seen by JWST.

(4b) Predicted Galaxy Appearance for JWST at redshifts $z \simeq 1-15$

HST $z=0$ JWST $z=2$ $z=5$ $z=9$ $z=15$



With Hubble UV-optical images as benchmarks, JWST can measure the evolution of galaxy structure & physical properties over a wide range of cosmic time:

- (1) Most spiral disks will dim away at high redshift, but most formed at $z \lesssim 1-2$.

Visible to JWST at very high z are:

- (2) Compact star-forming objects (dwarf galaxies).
- (3) Point sources (QSOs).
- (4) Compact mergers & train-wrecks.

B, I, J AB-mag vs. half-light radii r_e from RC3 to HUDF limit are shown.

All surveys limited by SB (+5 mag dash)

Deep surveys bounded also by object density.

Violet lines are gxy counts converted to natural conf limits.

Natural confusion sets in for faintest surveys ($AB \gtrsim 25$). Will update for JWST.

