


# How will the Webb Space Telescope measure First Light Reionization, & Galaxy Assembly in the post WFC3 era?

---

**Rogier Windhorst (ASU) — JWST Interdisciplinary Scientist**

*Collaborators: S. Cohen, R. Jansen (ASU), C. Conselice, S. Driver (UK), & H. Yan (OSU) & (Ex) ASU Grads: N. Hathi, H. Kim, M. Mechtley, R. Ryan, M. Rutkowski, A. Straughn, & K. Tamura*



*Colloquium at the Max-Planck-Institut für Astrophysik, Garching, Fr. July 1, 2011*

# Outline

---

James Webb Space Telescope: NASA's next Flagship mission after Hubble.

Astro 2010 Decadal Survey assumed: JWST science is done after 2015.

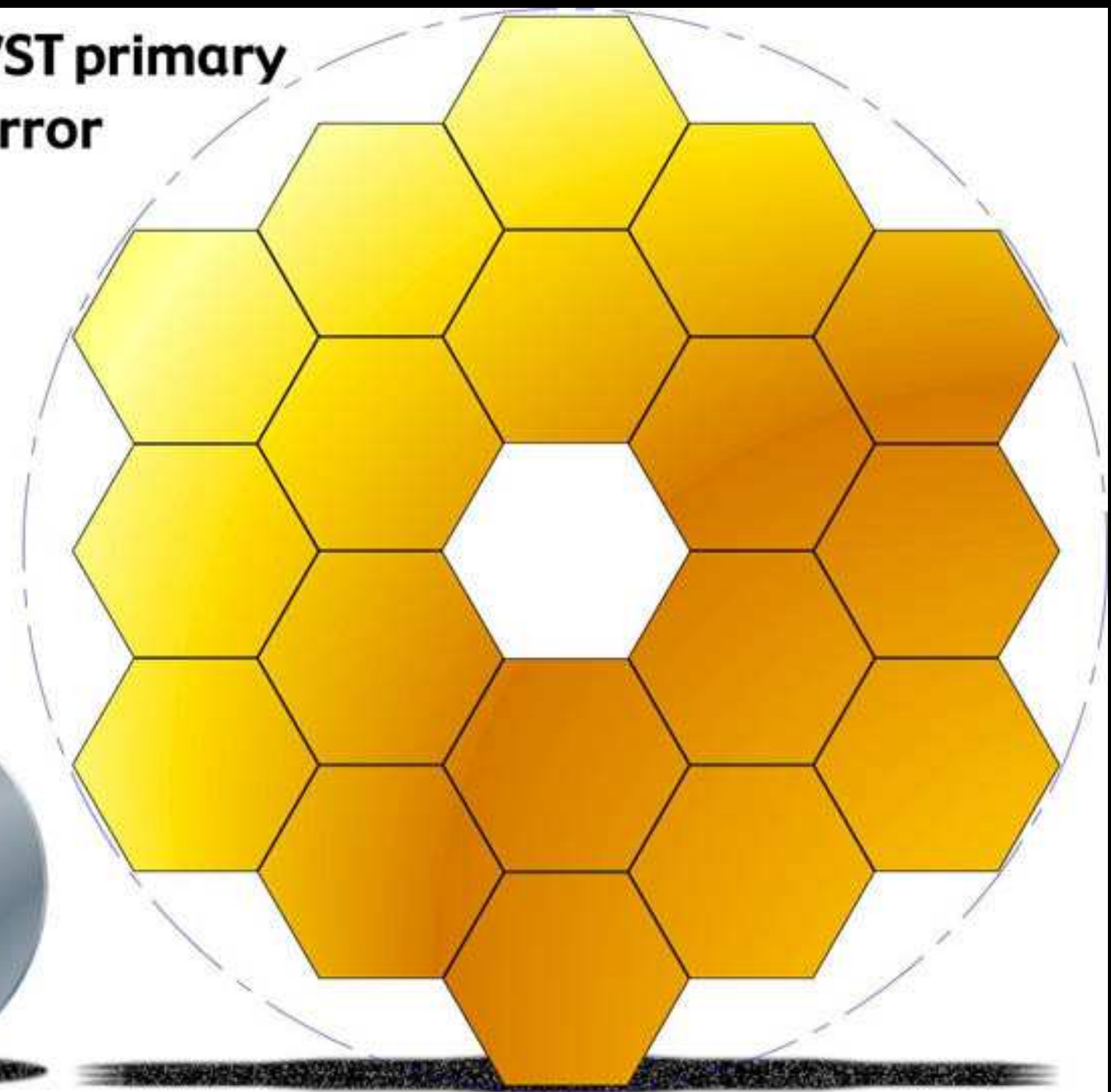
- (1) What is JWST and how will it be deployed?
- (2) What instruments and sensitivity will JWST have?
- (3) How can JWST can measure First Light & Reionization?
- (4) How can JWST measure Galaxy Assembly?

[With some recent Hubble WFC3 results to support (3) & (4)].


- (5) Predicted Galaxy Appearance for JWST at redshifts  $z \simeq 1-15$ .
- (6) Summary and Conclusions.
- Appendix 1: Will JWST reach the Natural Confusion Limit?

Sponsored by NASA/JWST & HST

**JWST primary  
mirror**

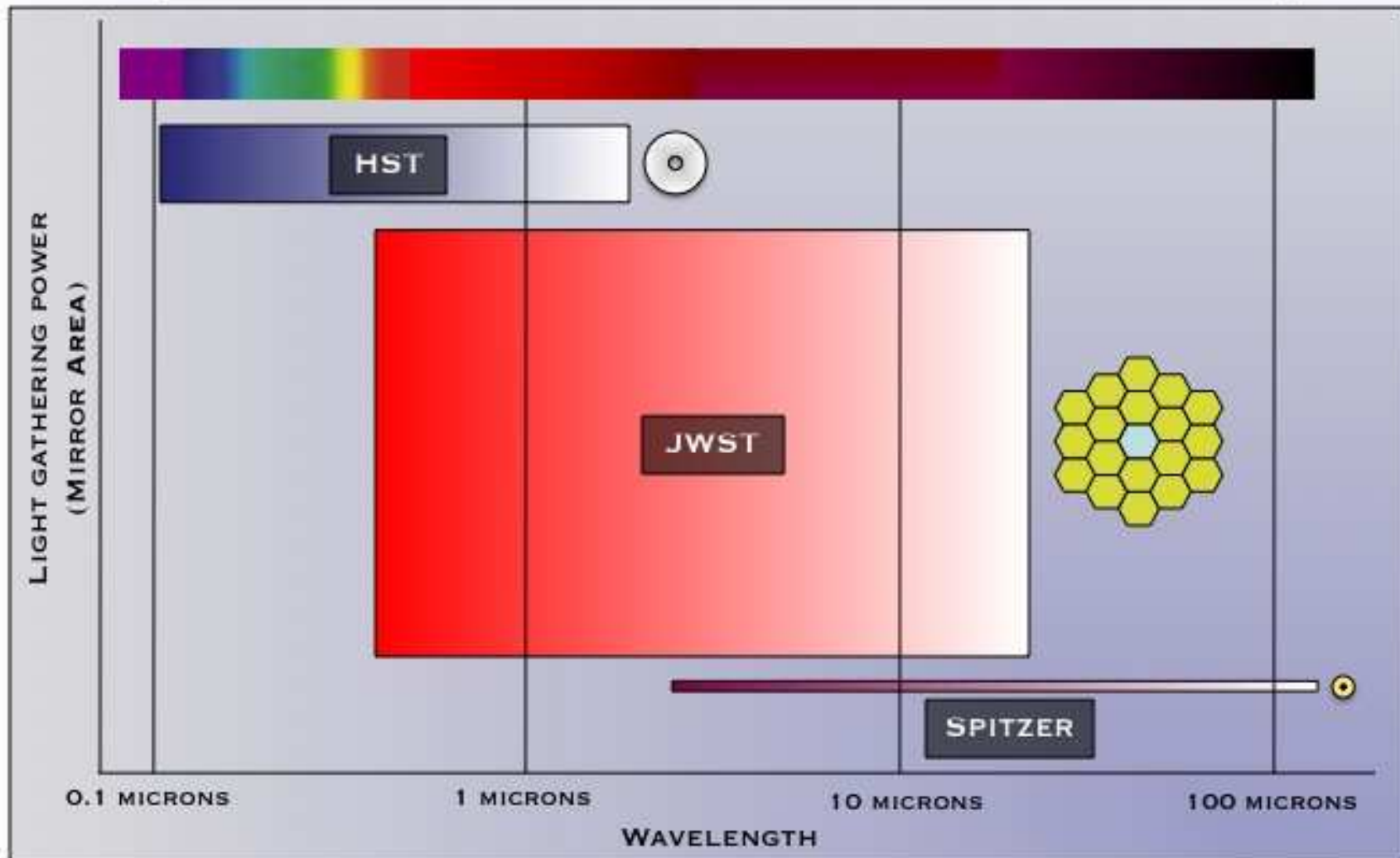


**Hubble primary  
mirror**



JWST  $\sim 2.5\times$  larger than Hubble, so at  $\sim 2.5\times$  larger wavelengths:  
JWST has the same resolution in the near-IR as HST in the optical.

# THE JAMES WEBB SPACE TELESCOPE



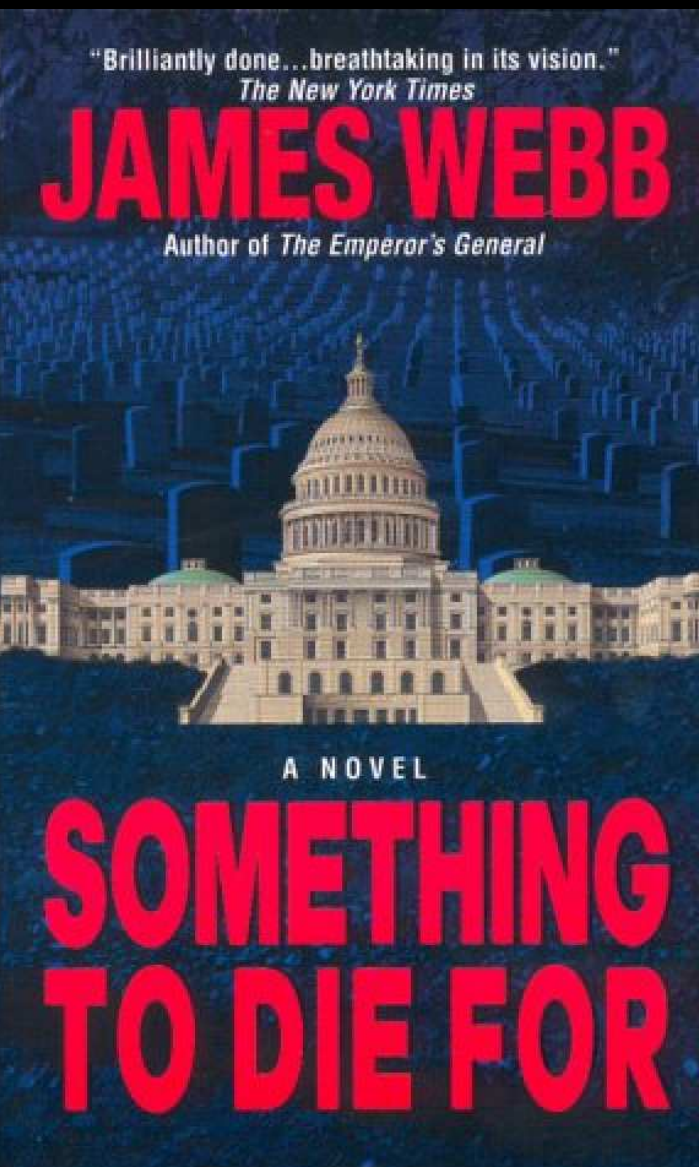
## LIGHT GATHERING POWER

JWST = 25 M<sup>2</sup> ; HUBBLE = 4.5 M<sup>2</sup> ; SPITZER = 0.6 M<sup>2</sup>

JWST is the perfect near-mid-IR sequel to HST and Spitzer:

- Vastly larger  $A \times \Omega$  than HST in UV-optical and Spitzer in mid-IR.






Need hard-working grad students & postdocs in  $\gtrsim 2015$  ... It'll be worth it!

(RIGHT) Life-size JWST prototype on the Capitol Mall, May 2007 ...

- (1) What is the James Webb Space Telescope (JWST)?



- A fully deployable 6.5 meter ( $25 \text{ m}^2$ ) segmented IR telescope for imaging and spectroscopy from  $0.7$  to  $29 \mu\text{m}$ , to be launched in June  $\gtrsim 2015$ .
- Nested array of sun-shields to keep its ambient temperature at 35-45 K, allowing faint imaging ( $AB \lesssim 31.5$ ) and spectroscopy ( $AB \lesssim 29 \text{ mag}$ ).



# THE JAMES WEBB SPACE TELESCOPE

## JWST LAUNCH

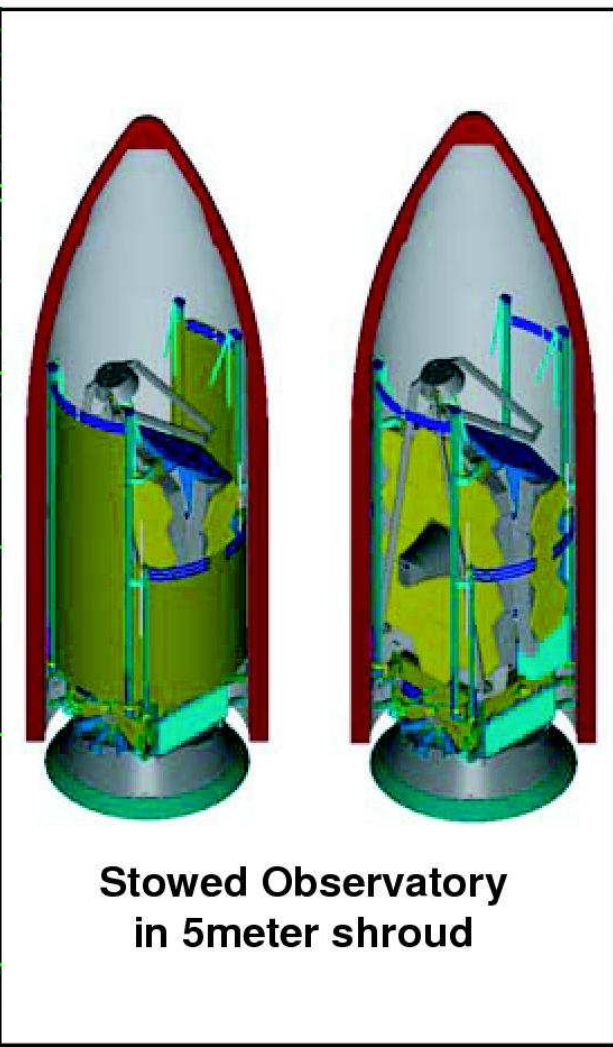
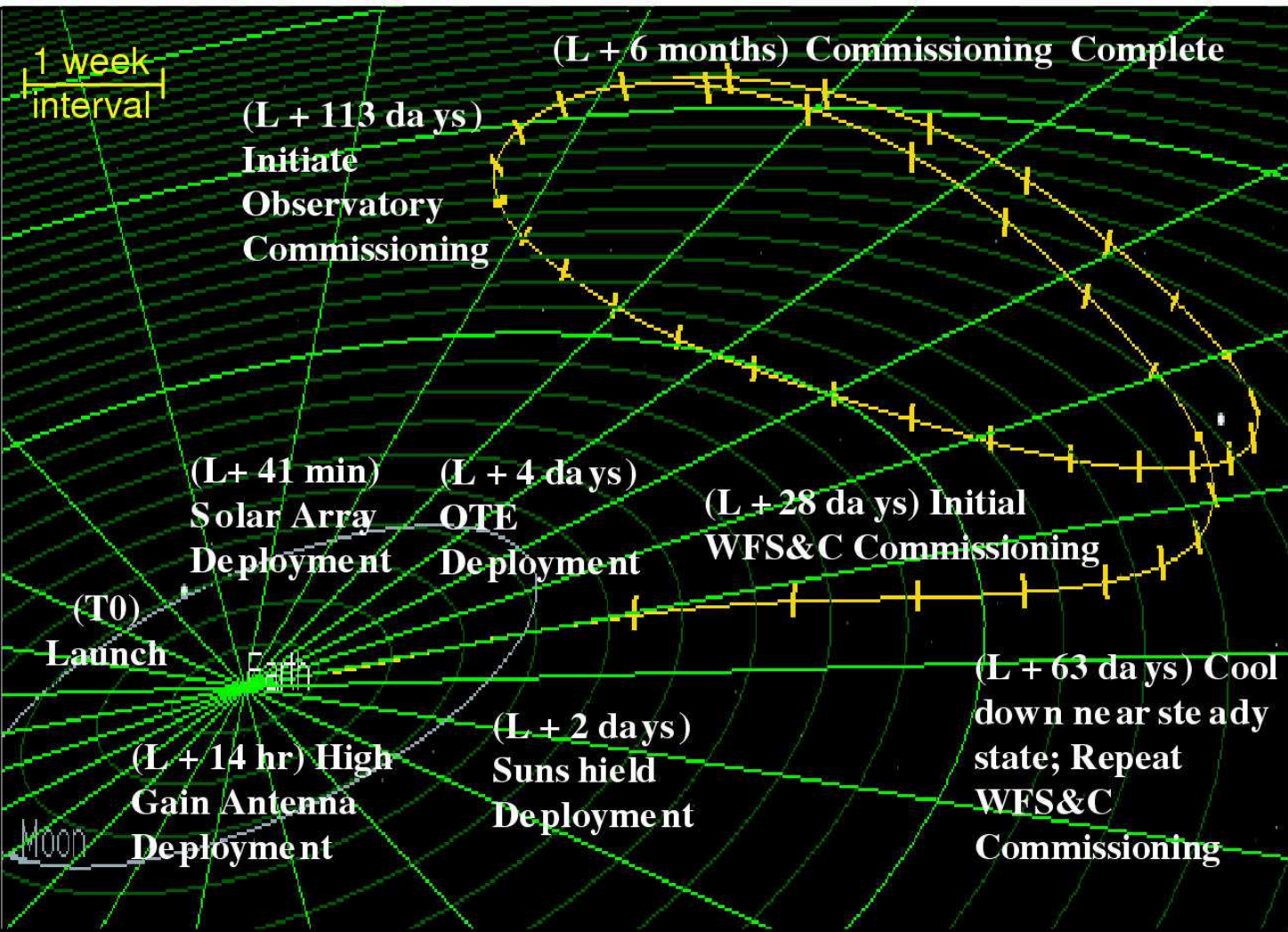
- LAUNCH VEHICLE IS AN ARIANE 5 ROCKET, SUPPLIED BY ESA
- SITE WILL BE THE ARIANESPACE'S ELA-3 LAUNCH COMPLEX NEAR KOUROU, FRENCH GUIANA



ARIANESPACE - ESA - NASA

- The JWST launch weight will be  $\lesssim 6500$  kg, and it will be launched with an ESA Ariane-V launch vehicle from Kourou in French Guiana.

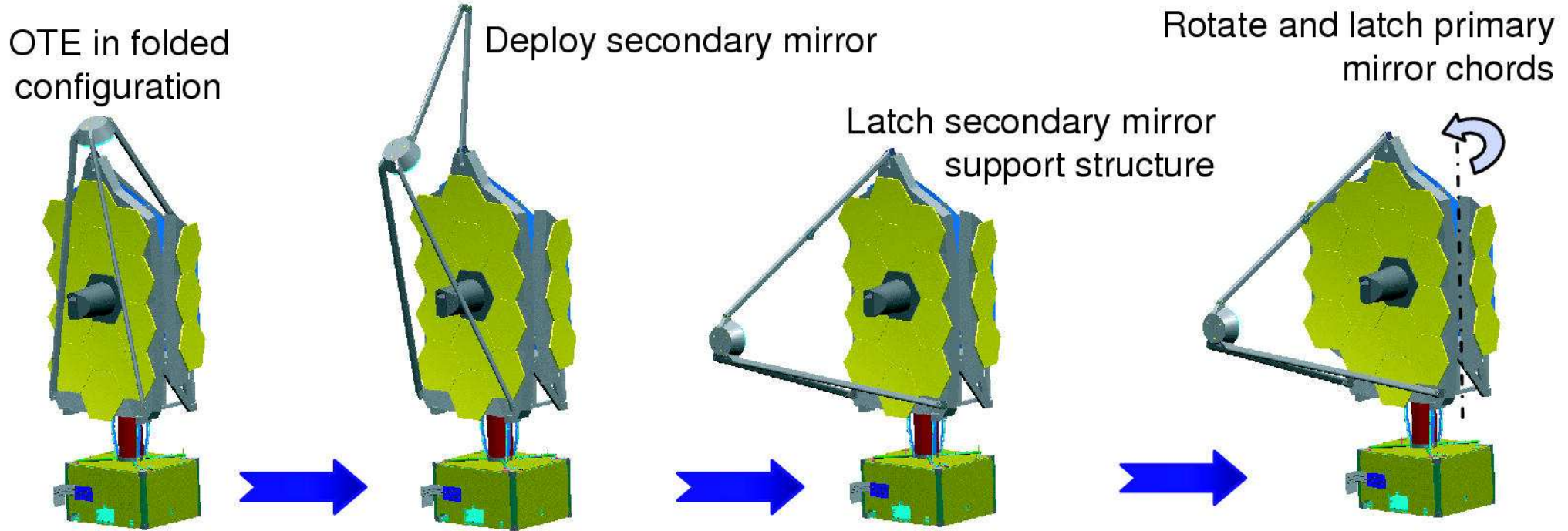
- (1) How will JWST travel to its L2 orbit?



- After launch in June 201? with the Ariane-V, JWST will orbit around the the Earth–Sun Lagrange point L2, 1.5 million km from Earth.
- JWST can cover the whole sky in segments that move along with the Earth, observe  $\gtrsim 70\%$  of the time, and send data back to Earth every day.

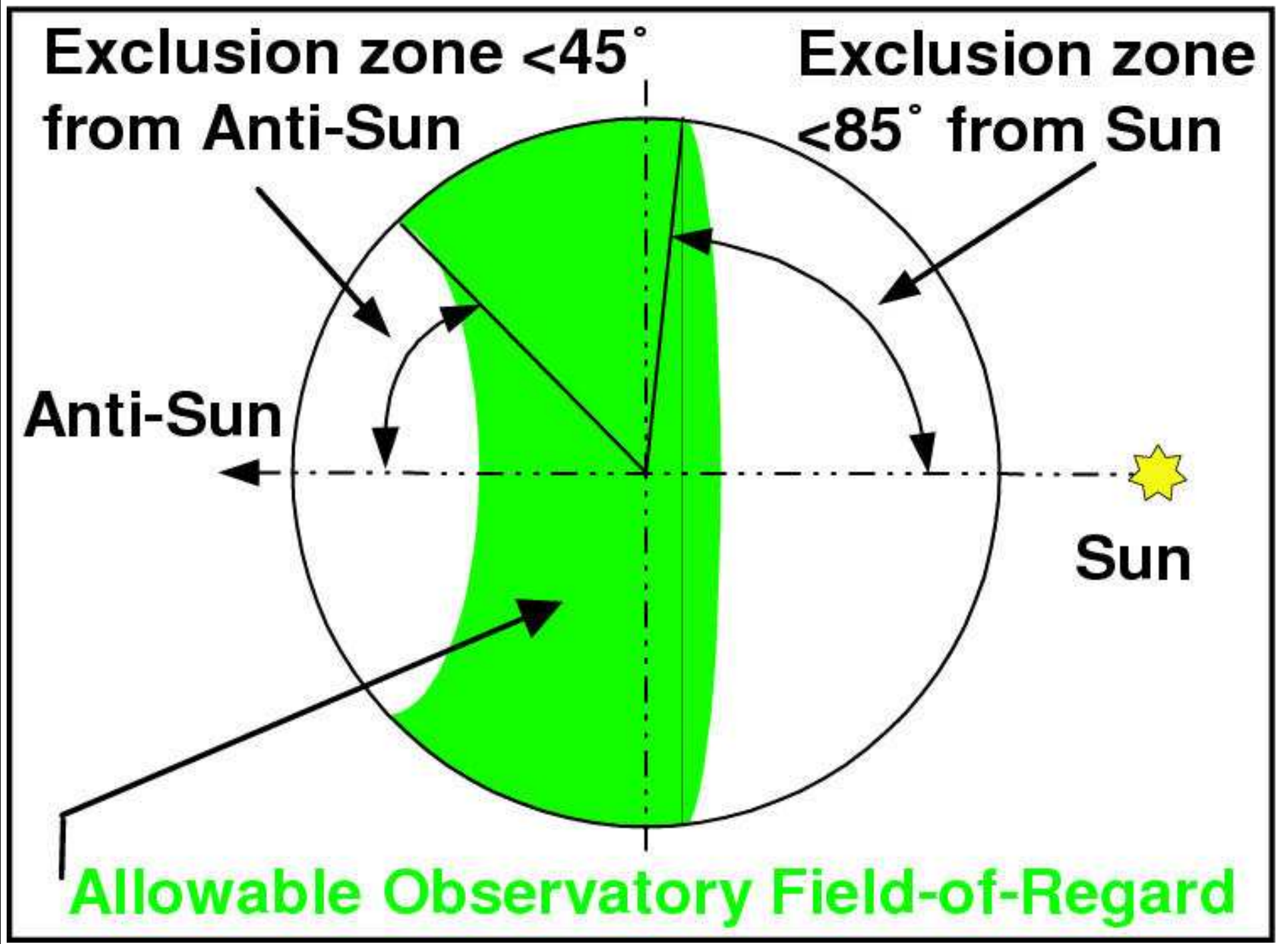


- (1) How will JWST be automatically deployed?



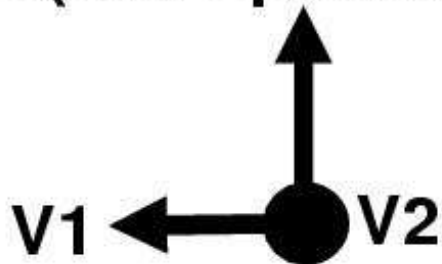
- During its several month journey to L2, JWST will be automatically deployed in phases, its instruments will be tested and calibrated, and it will then be inserted into an L2 halo orbit, 1.5 million km from Earth.
- The entire JWST deployment sequence will be tested several times on the ground — but only in 1-G: component and system tests at JSC.
- Component fabrication, testing, & integration is on schedule: 18 out of 18 flight mirrors completely done, and at the 45K  $2.0\mu\text{m}$  diffraction limit!





JWST can observe segments of sky that move around as it orbits the Sun.

V3 (anti-spacecraft)



OTE ISIM



(V1, V3)  
origin

Tertiary  
Mirror

Secondary mirror

Cassegrain  
focus

Fine  
Steering Mirror

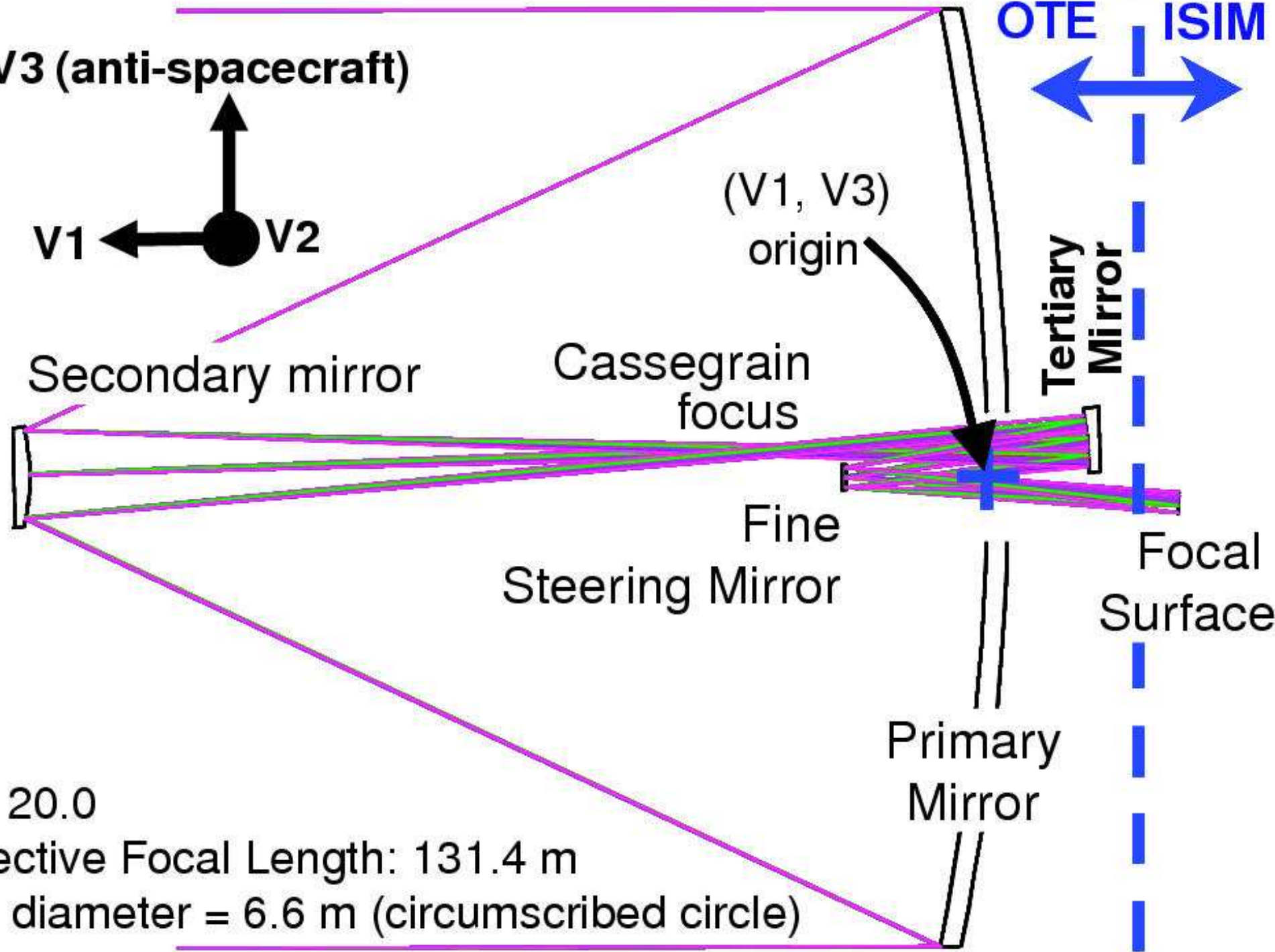
Focal  
Surface

Primary  
Mirror

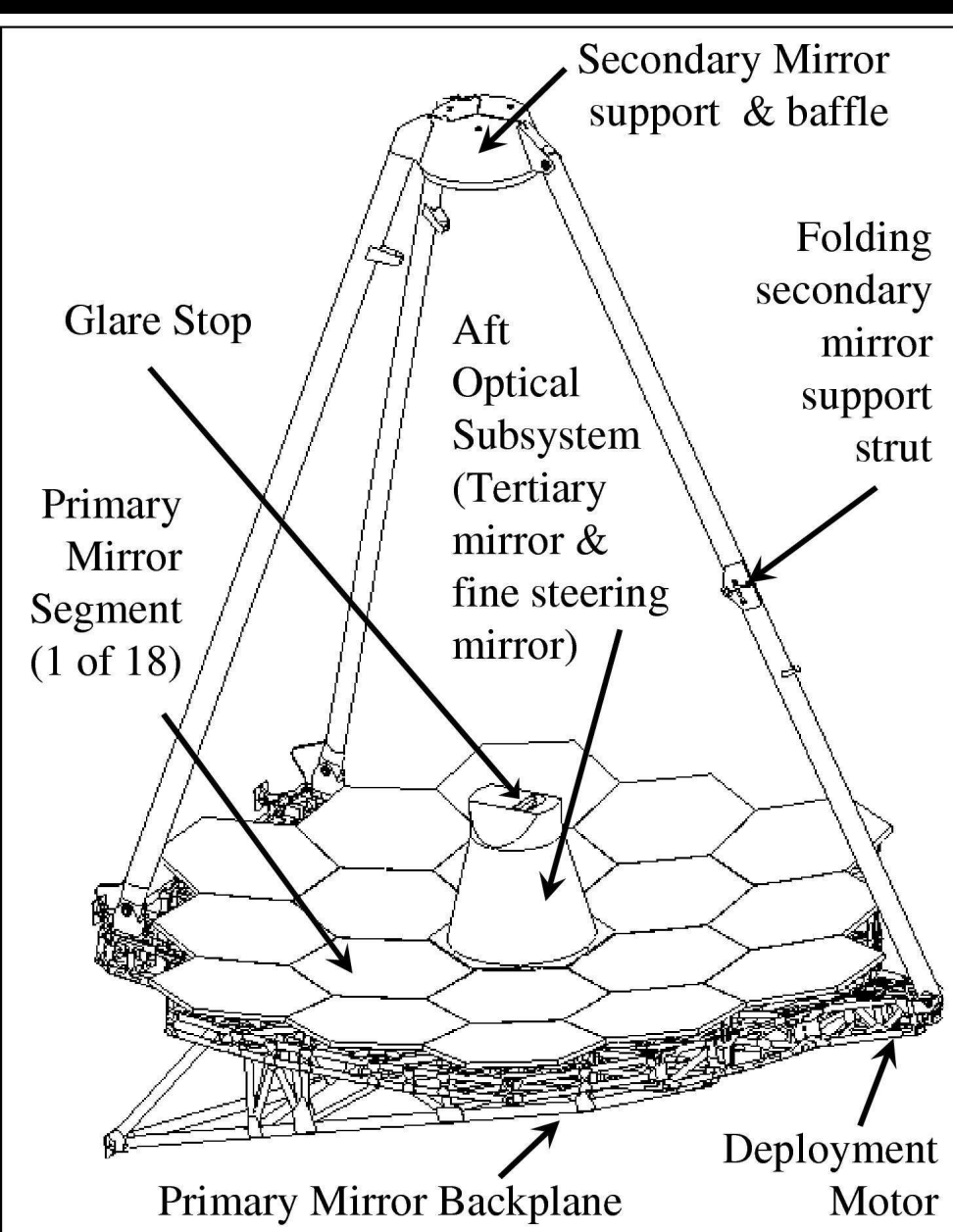
f/#: 20.0

Effective Focal Length: 131.4 m

PM diameter = 6.6 m (circumscribed circle)







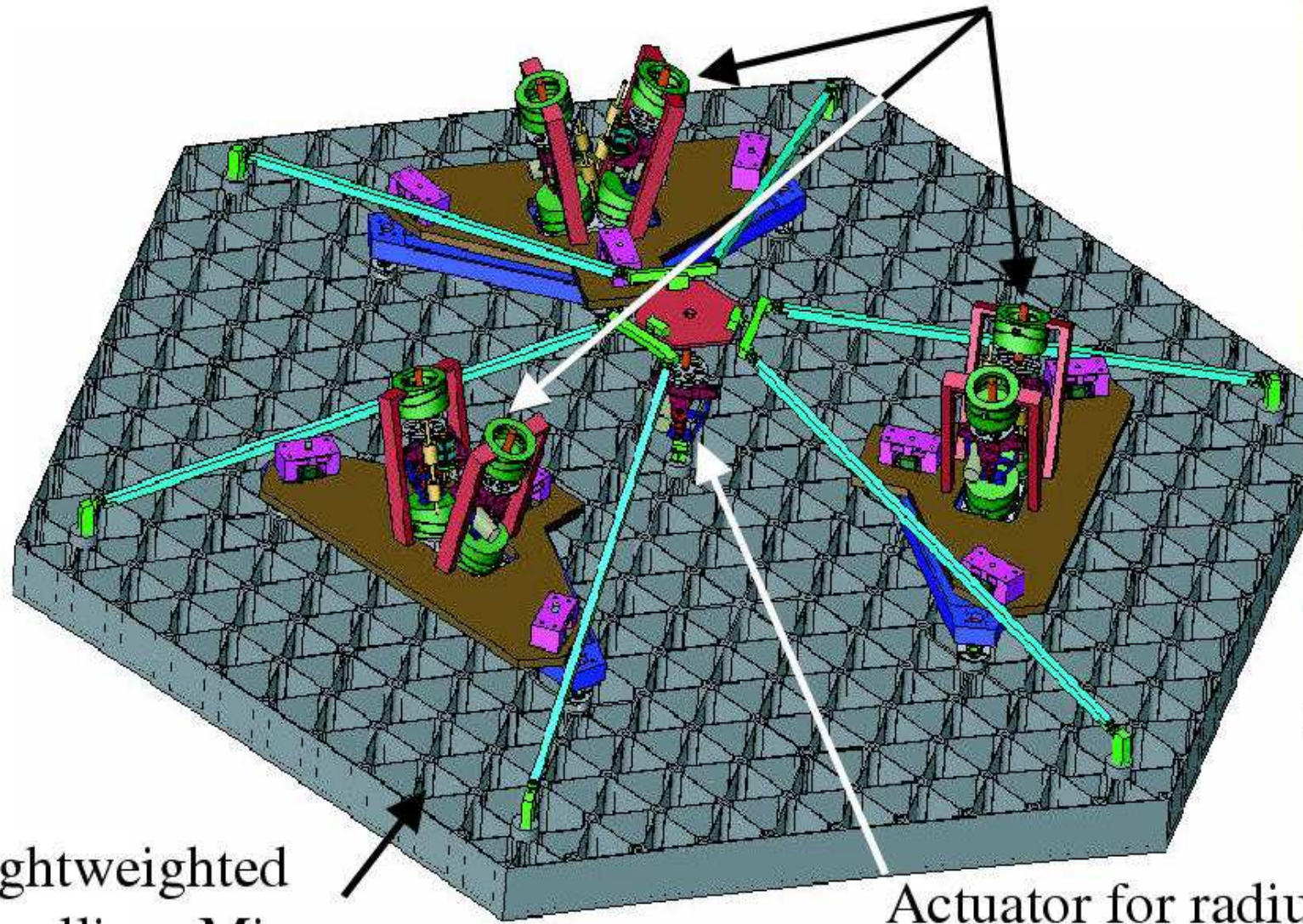
Ball 1/6-model for WFS: diffraction-limited  $2.0 \mu\text{m}$  images ( $\text{Strehl} \gtrsim 0.85$ ).

Wave-Front Sensing tested hands-off at 45 K in 1-G at JSC in 2012–2014.

In L2, WFS updates every 10 days depending on scheduling/SC-illumination.




# Actuators for 6 degrees of freedom rigid body motion



Lightweighted  
Beryllium Mirror

Actuator for radius  
of curvature adjustment




Actuator  
development  
unit


Active mirror segment support through hexapods (7 d.o.f.), similar to Keck.  
Redundant & doubly-redundant mechanisms, quite forgiving against failures.



**First light  
NIRCam**



1. Segment Image Capture



After Step 1

**Initial Capture**

**Final Condition**


18 individual 1.6-m diameter aberrated sub-telescope images  
 PM segments: < 1 mm, < 2 arcmin tilt  
 SM: < 3 mm, < 5 arcmin tilt

PM segments:  
 < 100  $\mu\text{m}$ ,  
 < 2 arcsec tilt  
 SM: < 3 mm,  
 < 5 arcmin tilt

**2. Coarse Alignment**

Secondary mirror aligned  
 Primary RoC adjusted

After Step 2

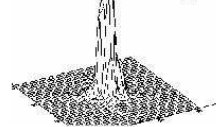


Primary Mirror segments:  
 < 1 mm, < 10 arcsec tilt  
 Secondary Mirror :  
 < 3 mm, < 5 arcmin tilt

WFE < 200  $\mu\text{m}$  (rms)

**3. Coarse Phasing - Fine Guiding (PMSA piston)**

After Step 3

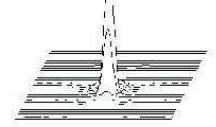


WFE: < 250  $\mu\text{m}$  rms

WFE < 1  $\mu\text{m}$  (rms)

**4. Fine Phasing**

After Step 4



WFE: < 5  $\mu\text{m}$  (rms)

WFE < 110 nm (rms)

**5. Image-Based Wavefront Monitoring**

After Step 5



WFE: < 150 nm (rms)

WFE < 110 nm (rms)

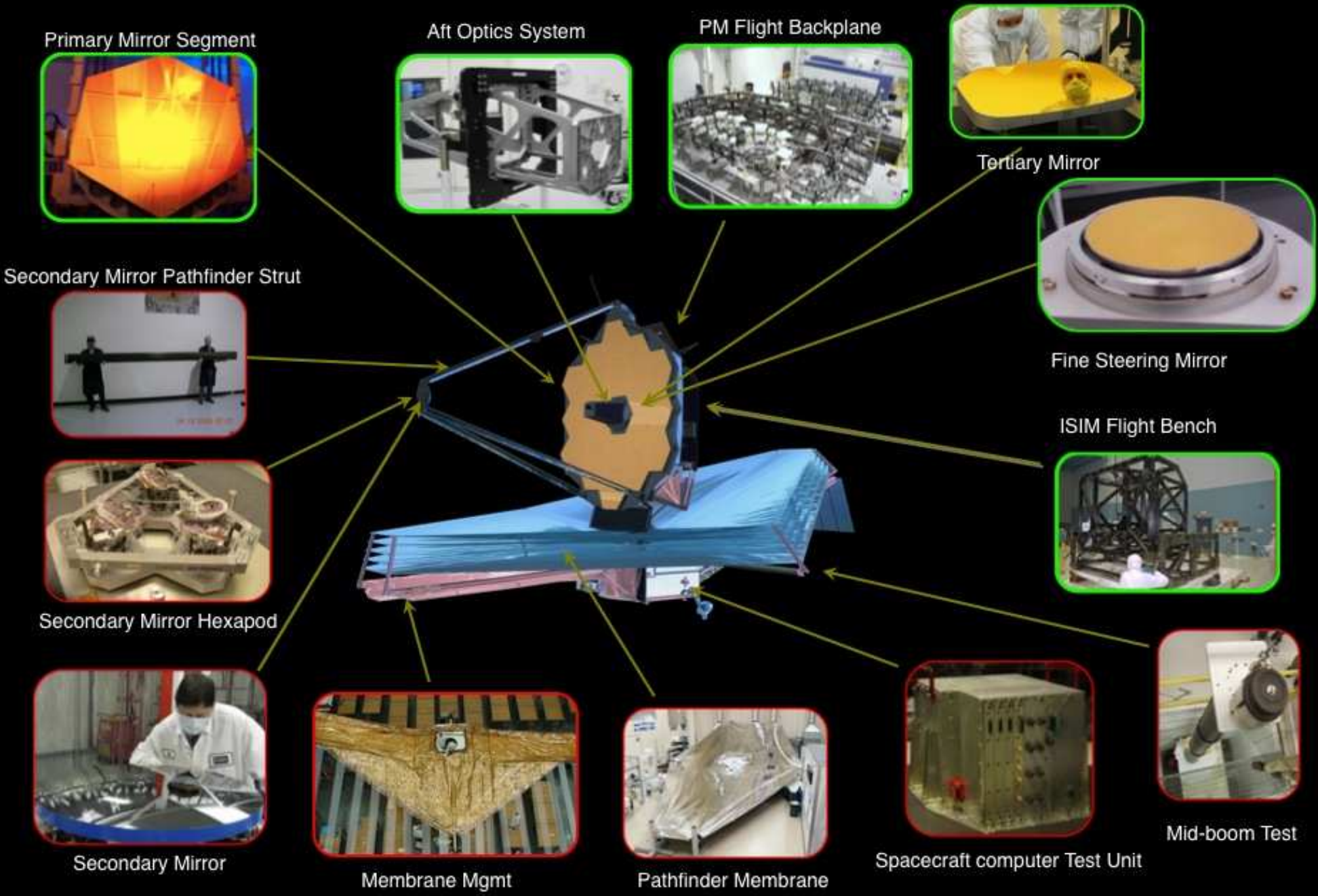
JWST's Wave Front Sensing and Control is similar to that at Keck and HET.

Successful WFS demo of H/W, S/W on 1/6 scale model ( $2 \mu\text{m}$ -Strehl  $\gtrsim 0.85$ ).

Need WFS-updates every  $\sim 10$  days, depending on scheduling/SC-illumination.




# JWST Hardware Status



# Mirror Acceptance Testing
















# JWST Flight Mirrors Have Completed Polishing




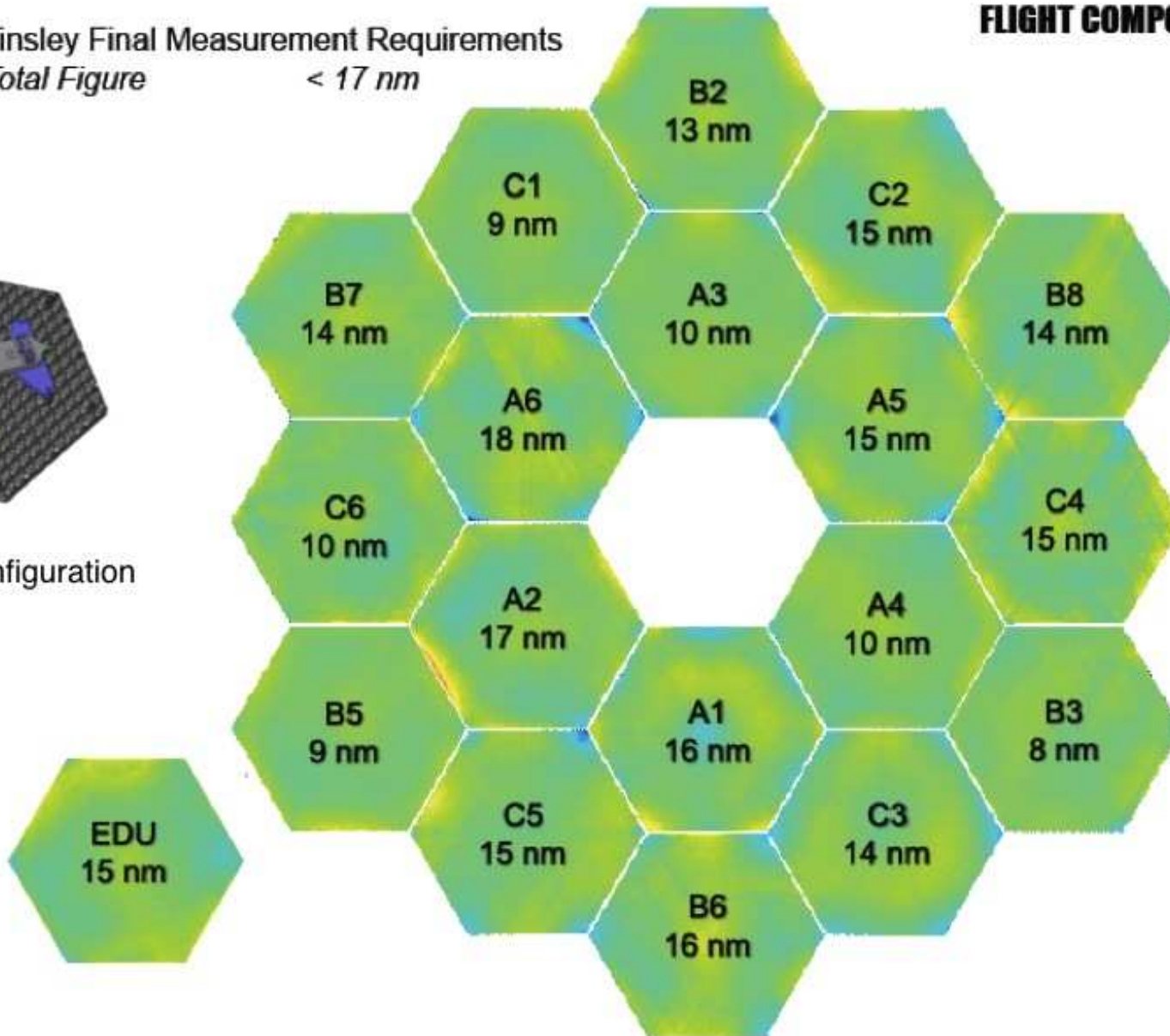
Tinsley Final Measurement Requirements  
Total Figure < 17 nm

**FLIGHT COMPOSITE RMS:**  
**13.3 nm**

**PV:**  
**976.4 nm**



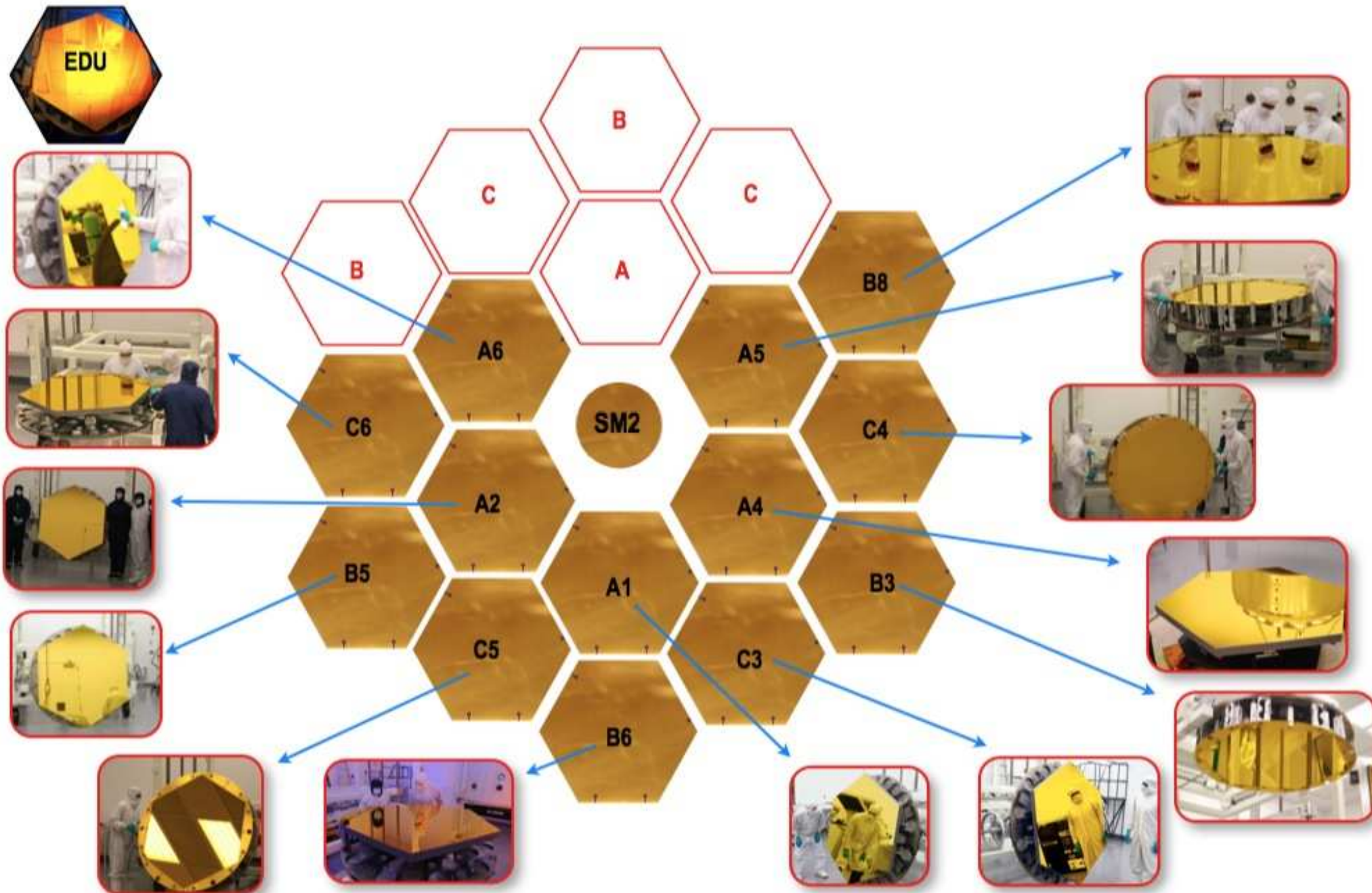
Mirror test configuration



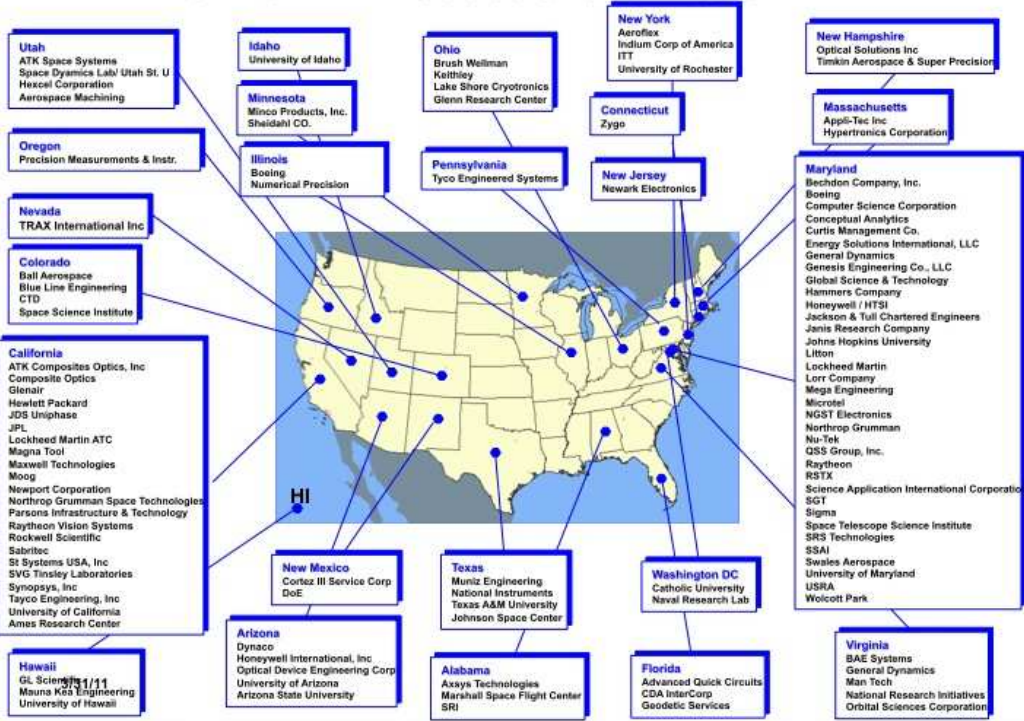




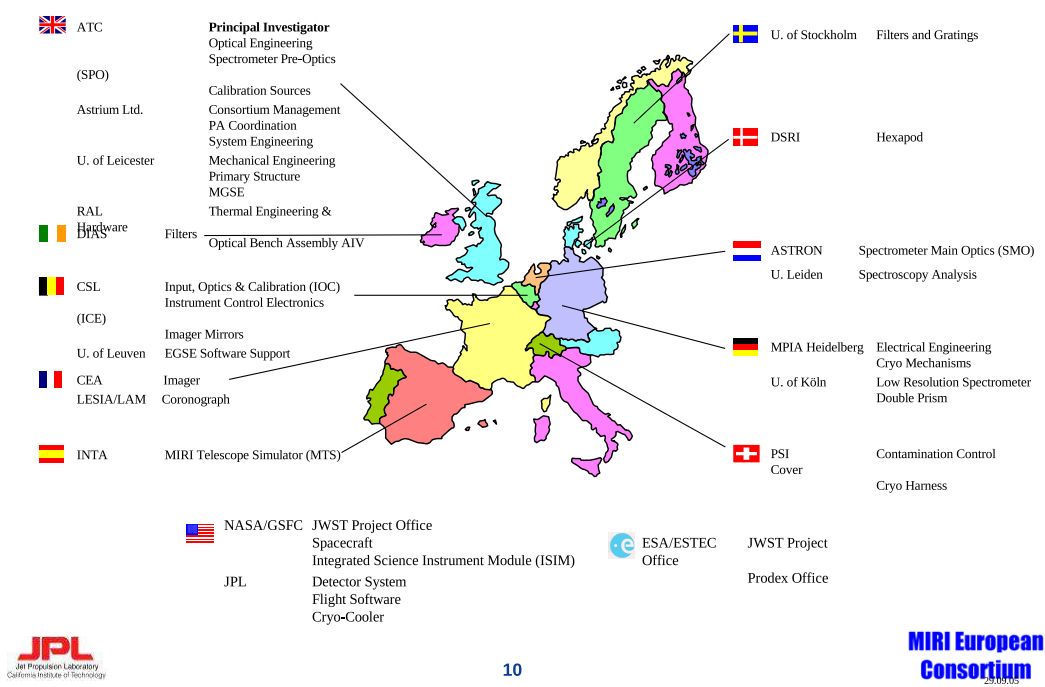
# 13 Gold-Coated Flight PMSAs



# JWST: A Product of the Nation



# European Consortium Who & Where



- JWST hardware made in 23 US States:  $\approx 70\%$  of launch-mass finished.
- Launch Vehicle (Ariane V), NIRSpec, & MIRI provided by ESA.
- JWST Fine Guider Sensor + nTFI provided by Canadian Space Agency.





# ● (2) What instruments will JWST have? US (UofA, JPL), ESA, and CSA.



## Instrument Overview

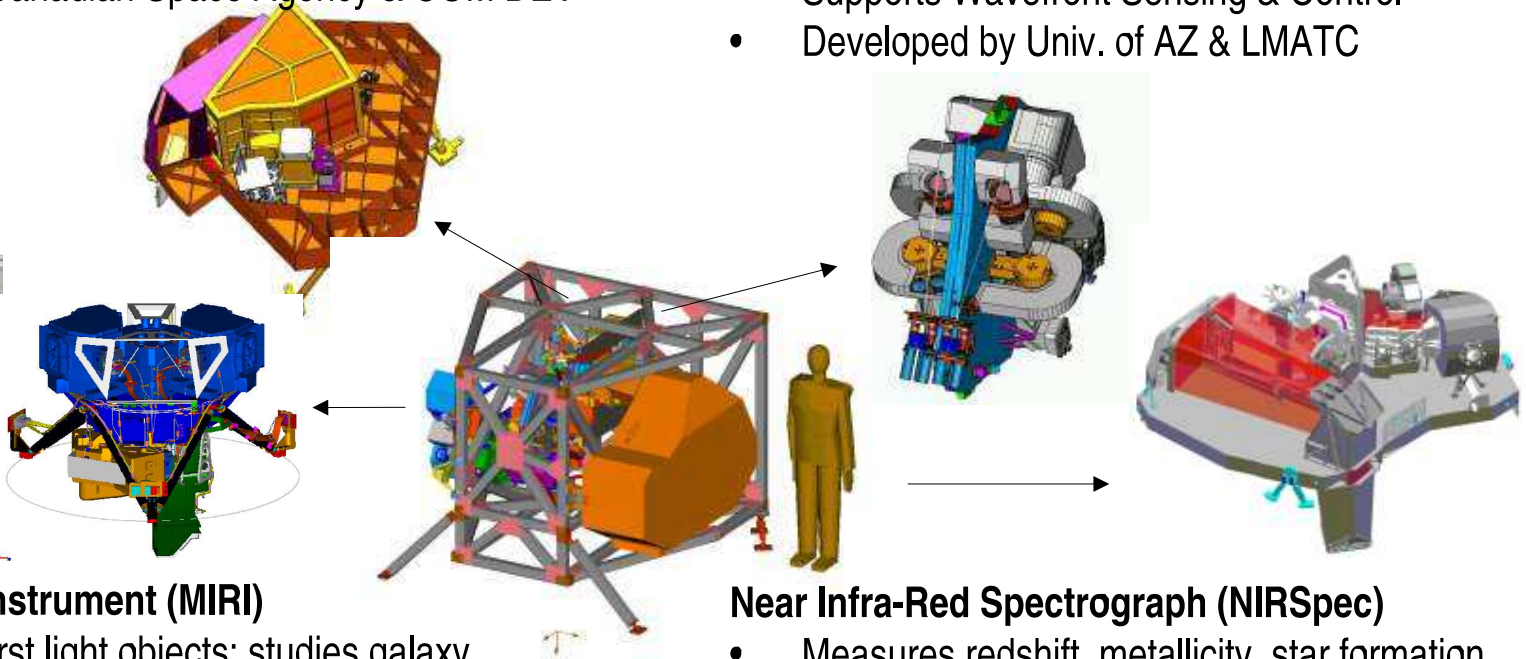


### Fine Guidance Sensor (FGS)

- Ensures guide star availability with >95% probability at any point in the sky
- Includes Narrowband Imaging Tunable Filter
- Developed by Canadian Space Agency & COM DEV

### Near Infra-Red Camera (NIRCam)

- Detects first light galaxies and observes galaxy assembly sequence
- 0.6 to 5 microns
- Supports Wavefront Sensing & Control
- Developed by Univ. of AZ & LMATC



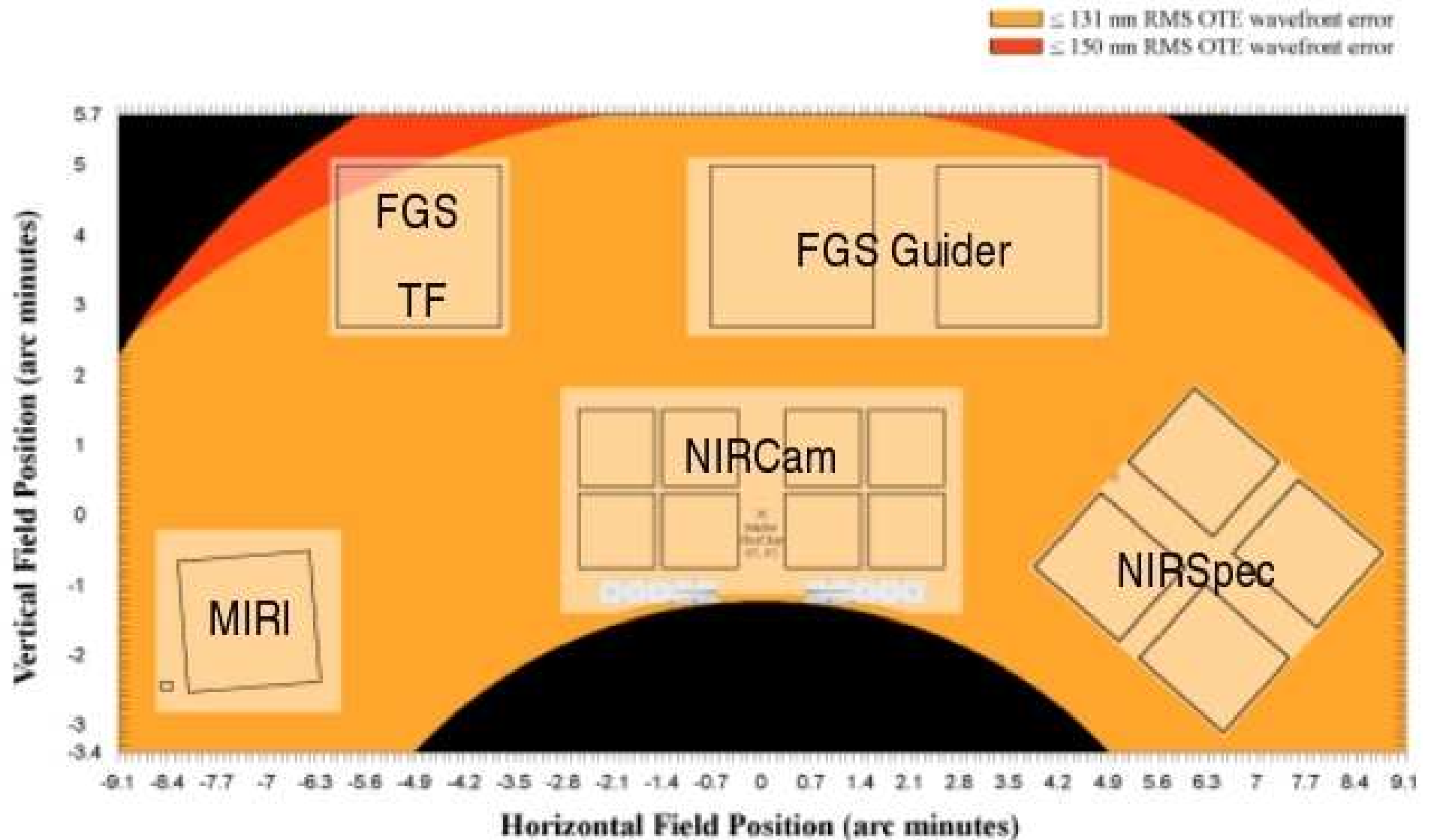
### Mid-Infra-Red Instrument (MIRI)

- Distinguishes first light objects; studies galaxy evolution; explores protostars & their environs
- Imaging and spectroscopy capability
- 5 to 27 microns
- Cooled to 7K by Cyro-cooler
- Combined European Consortium/JPL development

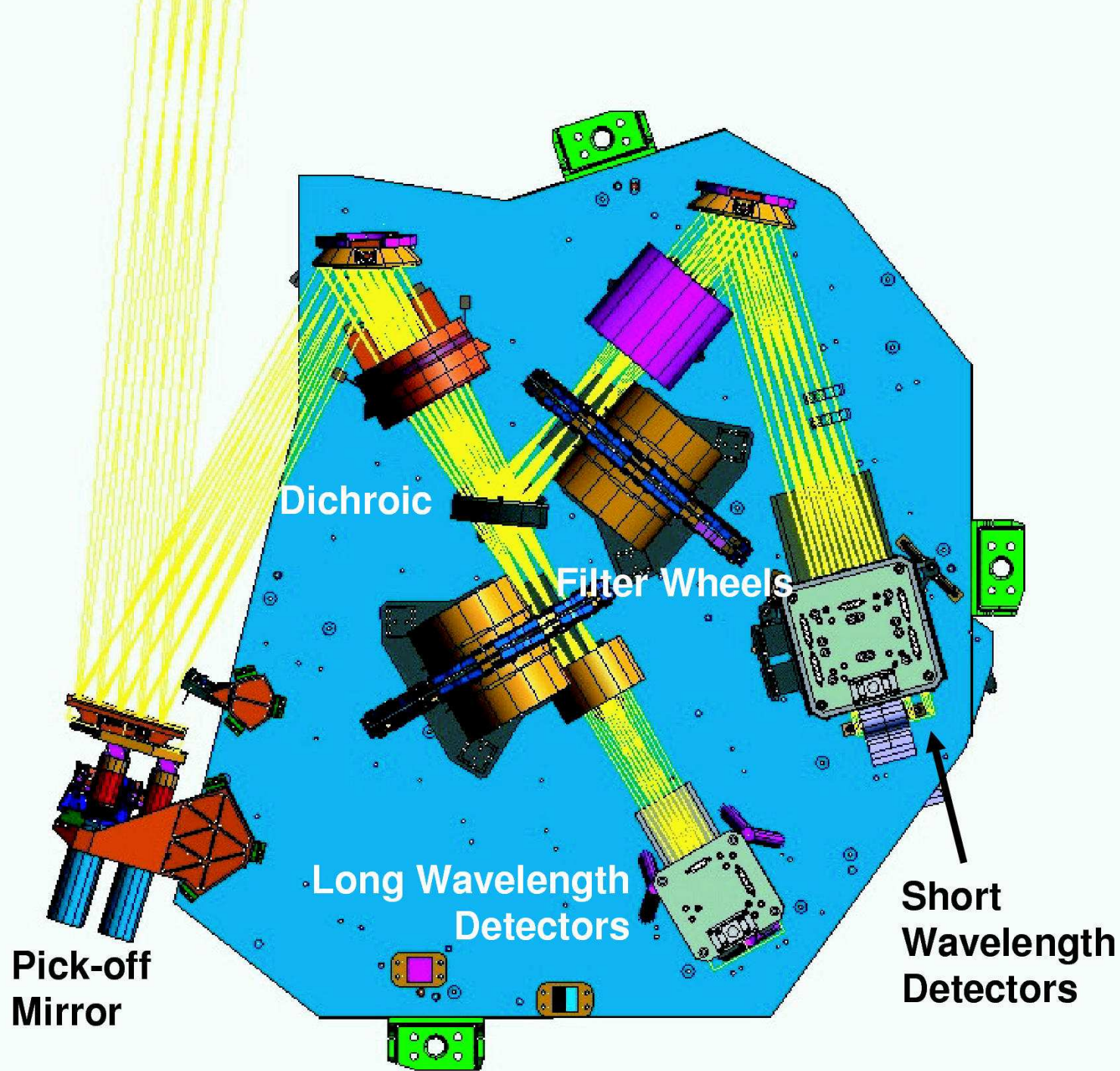
### Near Infra-Red Spectrograph (NIRSpec)

- Measures redshift, metallicity, star formation rate in first light galaxies
- 0.6 to 5 microns
- Simultaneous spectra of >100 objects
- Developed by ESA & EADS with NASA/ GSFC Detector & Microshutter Subsystems

- (2) What instruments will JWST have?



- All JWST instruments can in principle be used in parallel observing mode:
- Currently only being implemented for parallel *calibrations*.



Layout of JWST NIRC2 — the UofA–Lockheed NIR-Camera






# ETU NIRCam


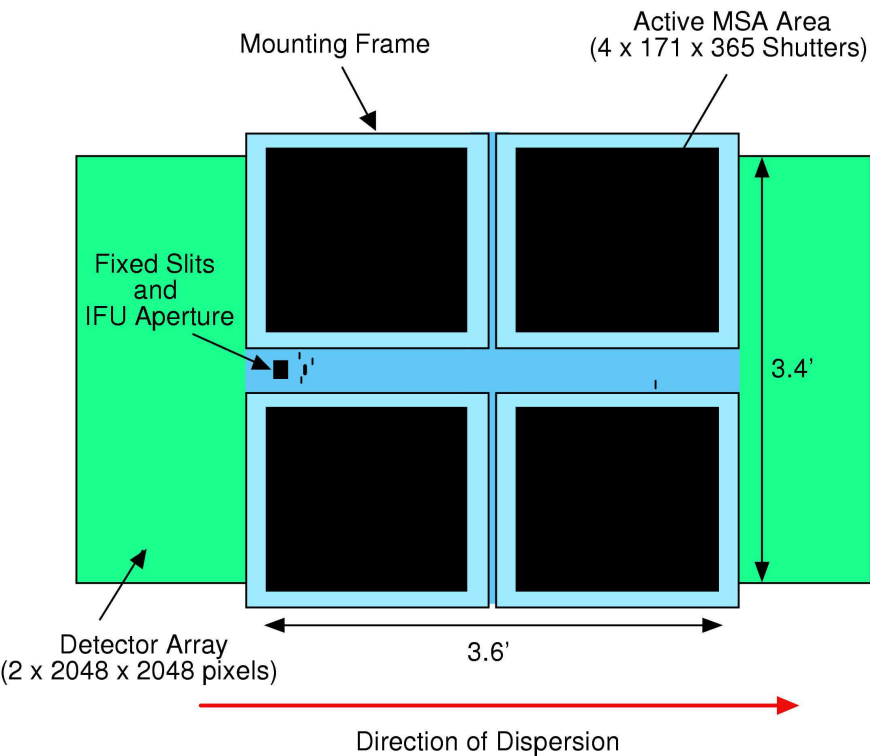




# FLIGHT NIRSpec




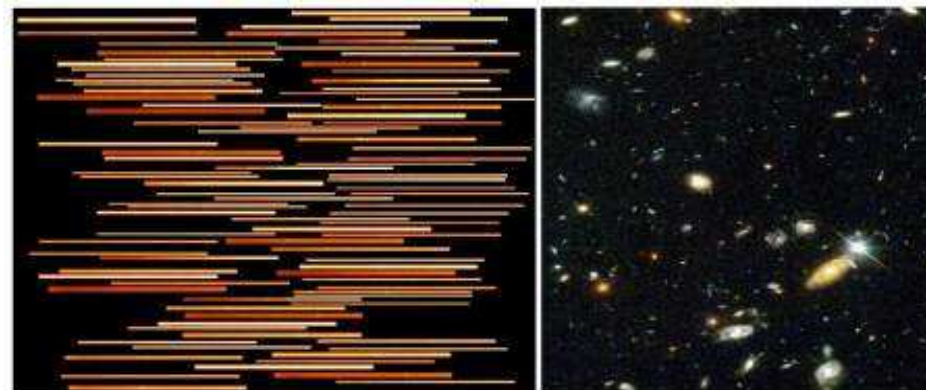
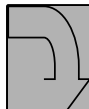
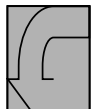






JWST offers significant multiplexing for faint object spectroscopy:

- NIRSpec/MSA with  $4 \times 62,415$  independently operable micro-shutters (MEMS) that cover  $\lambda \simeq 1\text{--}5 \mu\text{m}$  at  $R \simeq 100\text{--}1000$ .
- MIRI/IFU with 400 spatial pixels covering  $5\text{--}29 \mu\text{m}$  at  $R \sim 2000\text{--}4000$ .
- FGS/TFI that covers a  $2!2 \times 2!2$  FOV at  $\lambda \simeq 1.6\text{--}4.9 \mu\text{m}$  at  $R \simeq 100$ .
- [● NIRCcam offers  $R \simeq 5$  imaging from  $0.7\text{--}5 \mu\text{m}$  over two  $2!3 \times 4!6$  FOV's.]


Astronomy Scene



Metal Mask/Fixed Slit

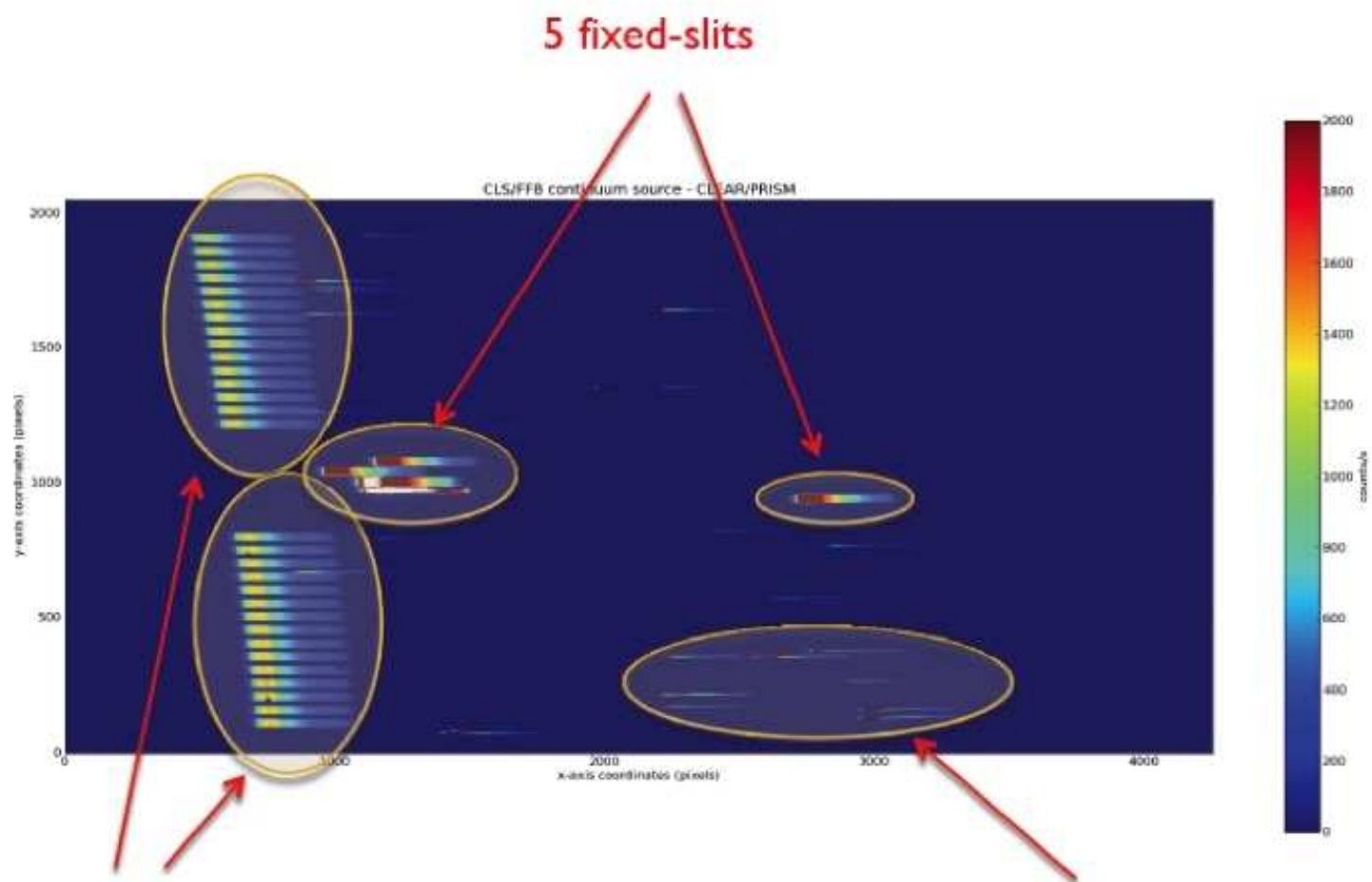


Shutter Mask





# Flight NIRSpec First Light



2x15 IFU pseudo-slits

Spectra of individual  
Failed-open micro-shutters

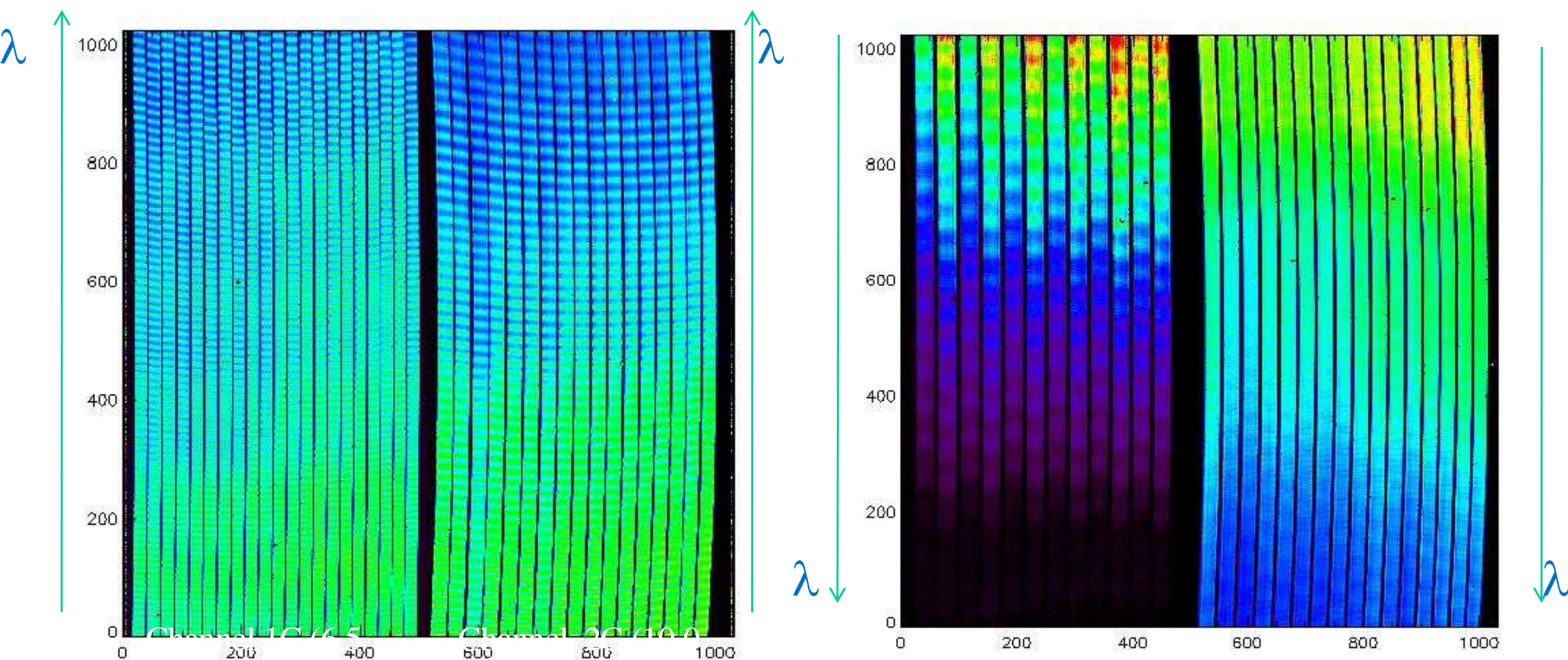


# Flight MIRI





# Spectrometer First Light – internal calibration source



All slices are there and well centred on detectors, fringes look as on VM, the fall off in signal at long wavelengths is expected – temperature of source and relatively short exposure, no “intra-slice” light ☺

MIRI First Light June 2011: perfectly working  $R \sim 3000$  mid-IR spectrograph.



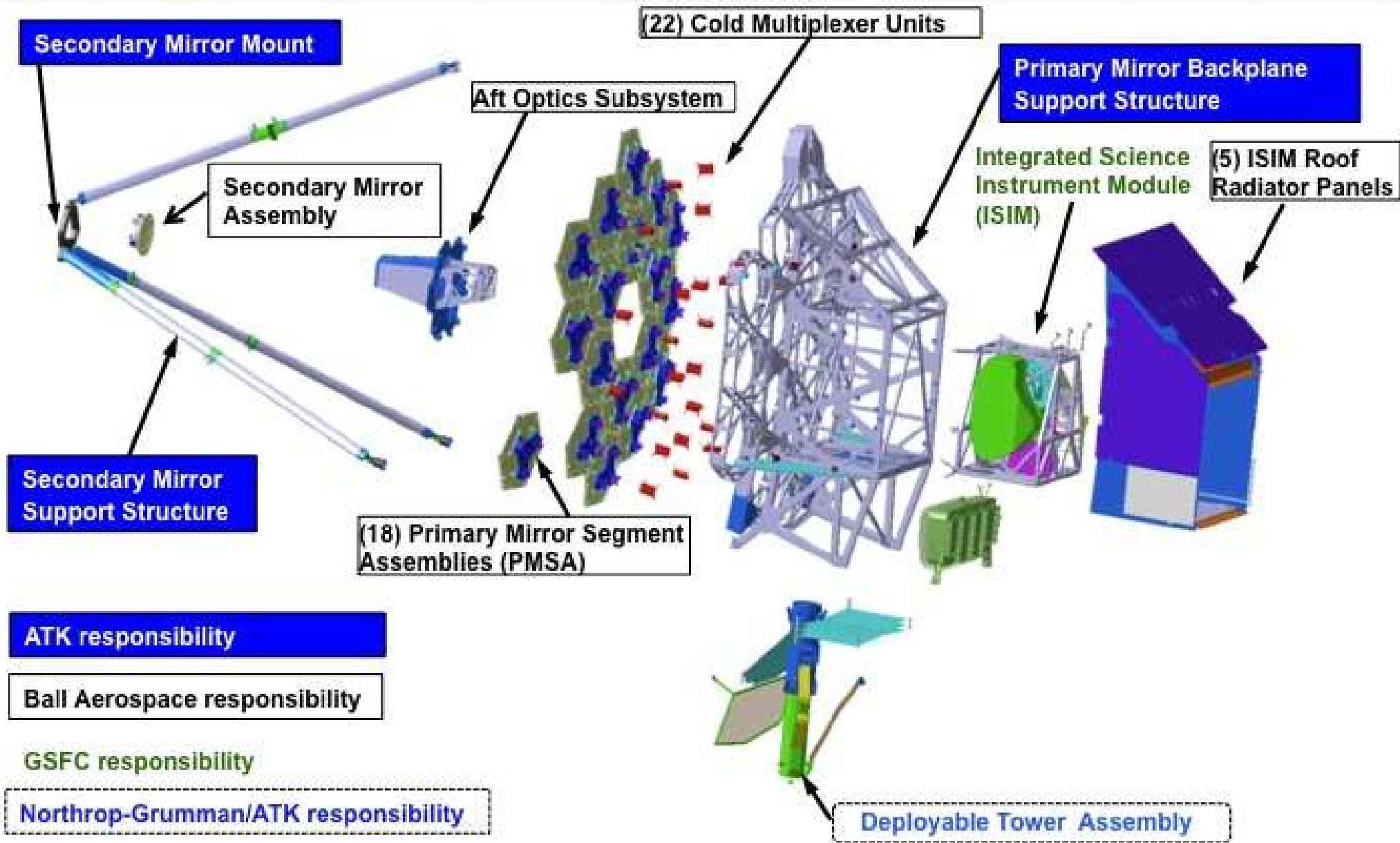
# Flight Fine Guidance Sensor







# TELESCOPE ARCHITECTURE







Despite NASA's CAN-do approach: Must find all the cans-of-worms ...



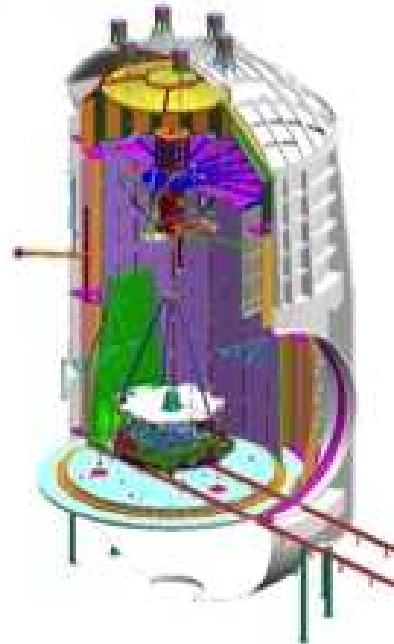


# TELESCOPE TESTING CHAMBER AT JOHNSON SPACE CENTER



Notice people for scale

Largest simulation of deep space ever attempted will be done here

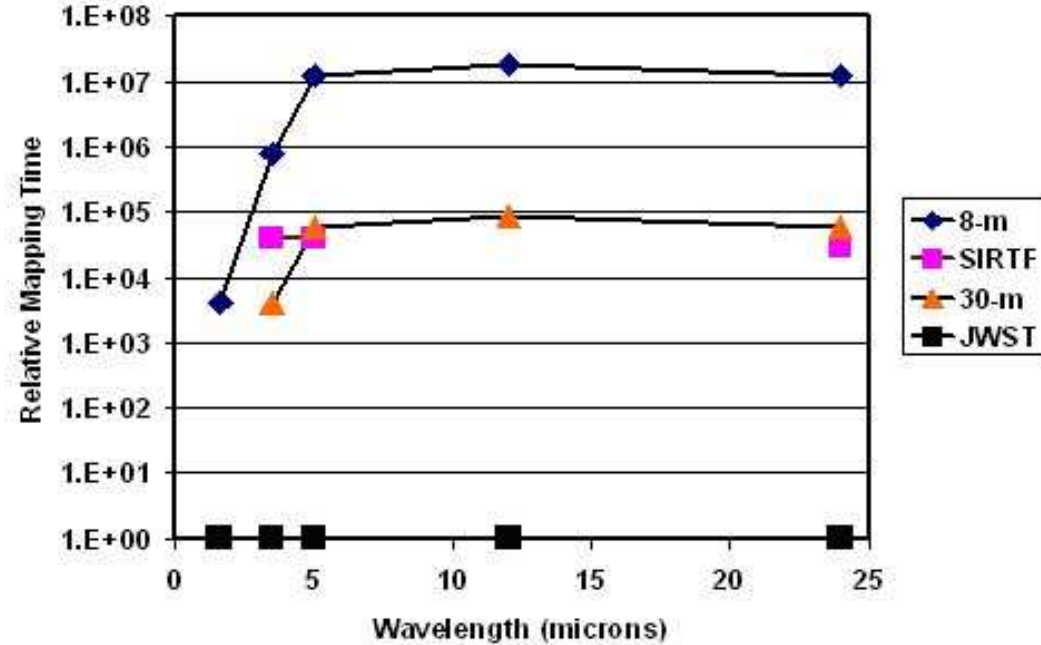
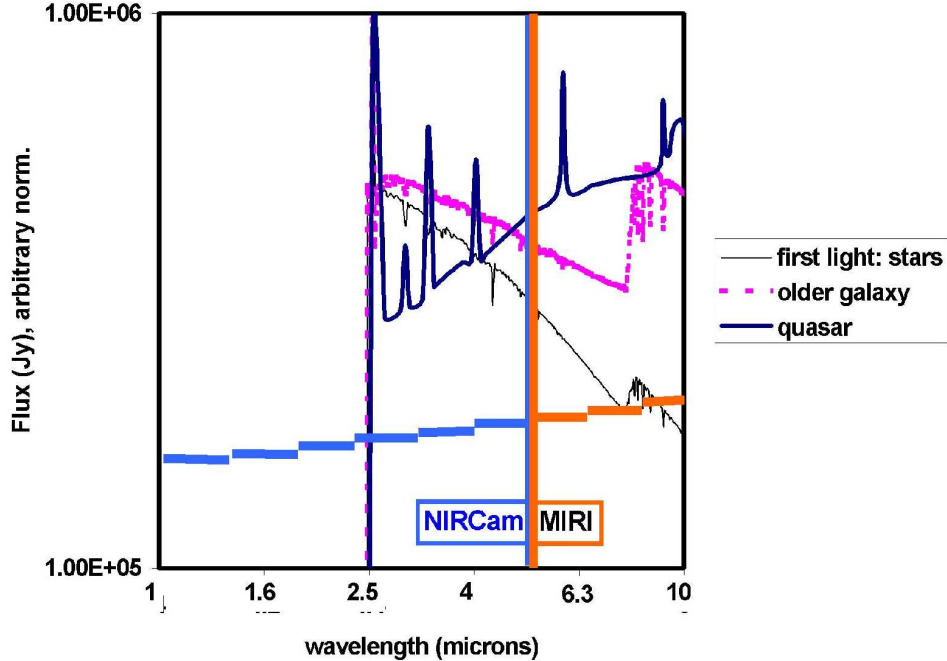


Telescope and science instruments installed in the test chamber

Element Progress



- (2) What sensitivity will JWST have?



NIRCam and MIRI sensitivity complement each other, straddling  $\lambda \simeq 5 \mu\text{m}$ .

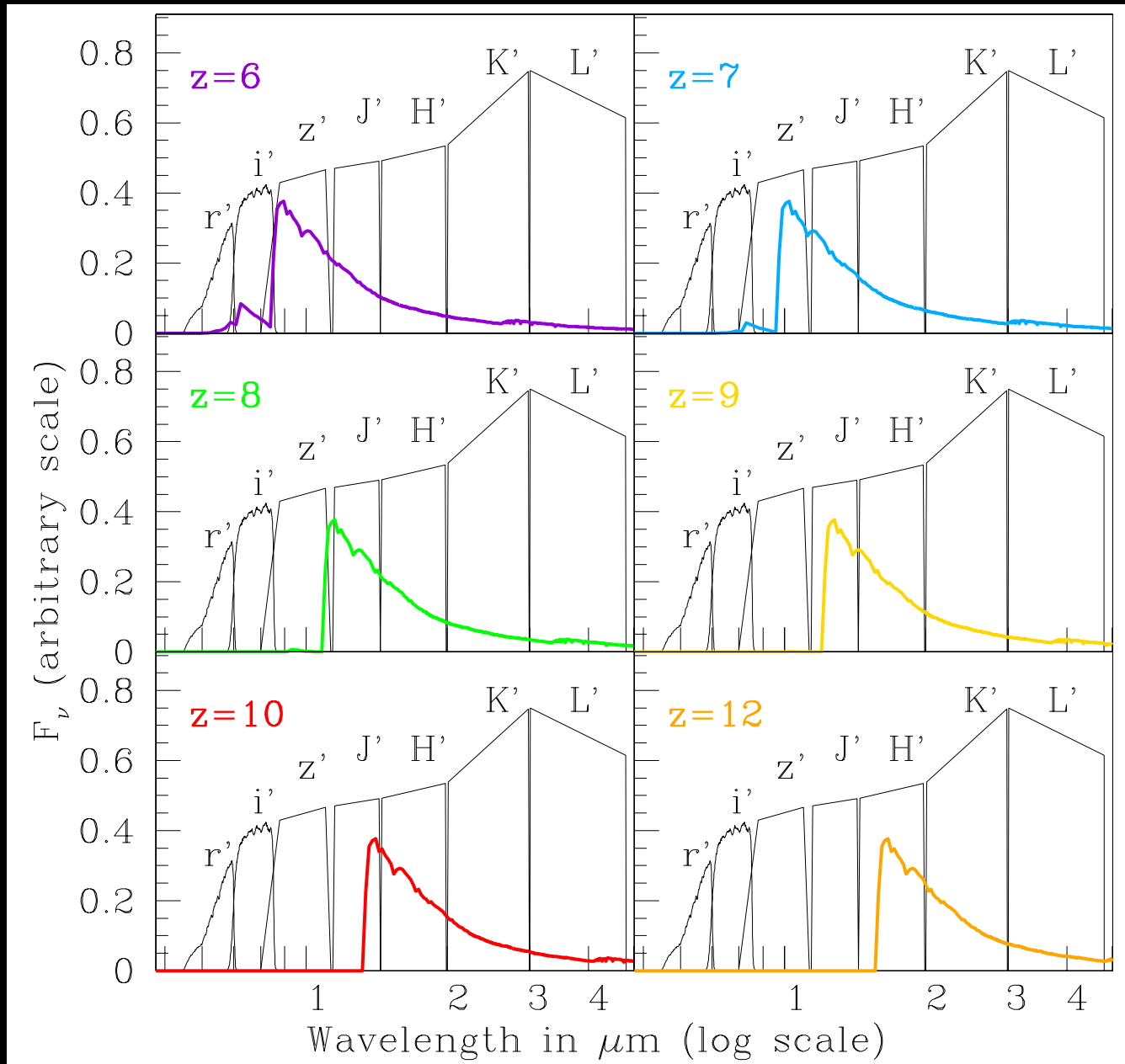
Together, they allow objects to be found to  $z=15-20$  in  $\sim 10^5$  sec (28 hrs).

LEFT: NIRCam and MIRI broadband sensitivity to a Quasar, a “First Light” galaxy dominated by massive stars, and a 50 Myr “old” galaxy at  $z=20$ .

RIGHT: Relative survey time vs.  $\lambda$  that Spitzer, a ground-based IR-optimized 8-m, and a 30-m telescope would need to match JWST.



- (3) How can JWST measure First Light and Reionization?



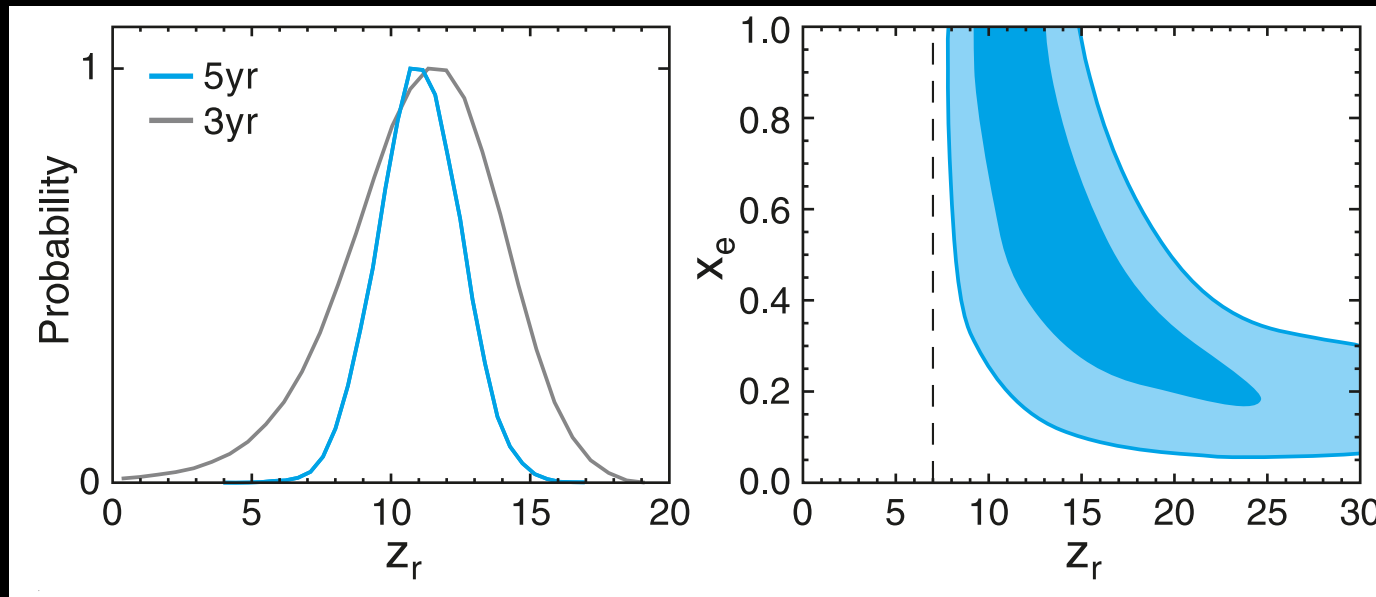
- Can't beat redshift: to see First Light, must observe near-mid IR.

⇒ This is why JWST needs NIRC*am* at 0.8–5  $\mu\text{m}$  and MIRI at 5–29  $\mu\text{m}$ .

# Implications of the (2010) 7-year WMAP results for JWST science:

HST/WFC3  $z \lesssim 7-9$  ←

→ JWST  $z \simeq 8-25$



The year-7 WMAP data provided much better foreground removal (Dunkley et al. 2009; Komatsu et al. 2009, 2011):

⇒ First Light & Reionization occurred between these extremes:

- (1) Instantaneous at  $z \simeq 10.4 \pm 1.2$  ( $\tau = 0.087 \pm 0.014$ ), or, more likely:
- (2) Inhomogeneous & drawn out: starting at  $z \gtrsim 20$ , peaking at  $z \simeq 11$ , ending at  $z \simeq 7$ . The implications for HST and JWST are:

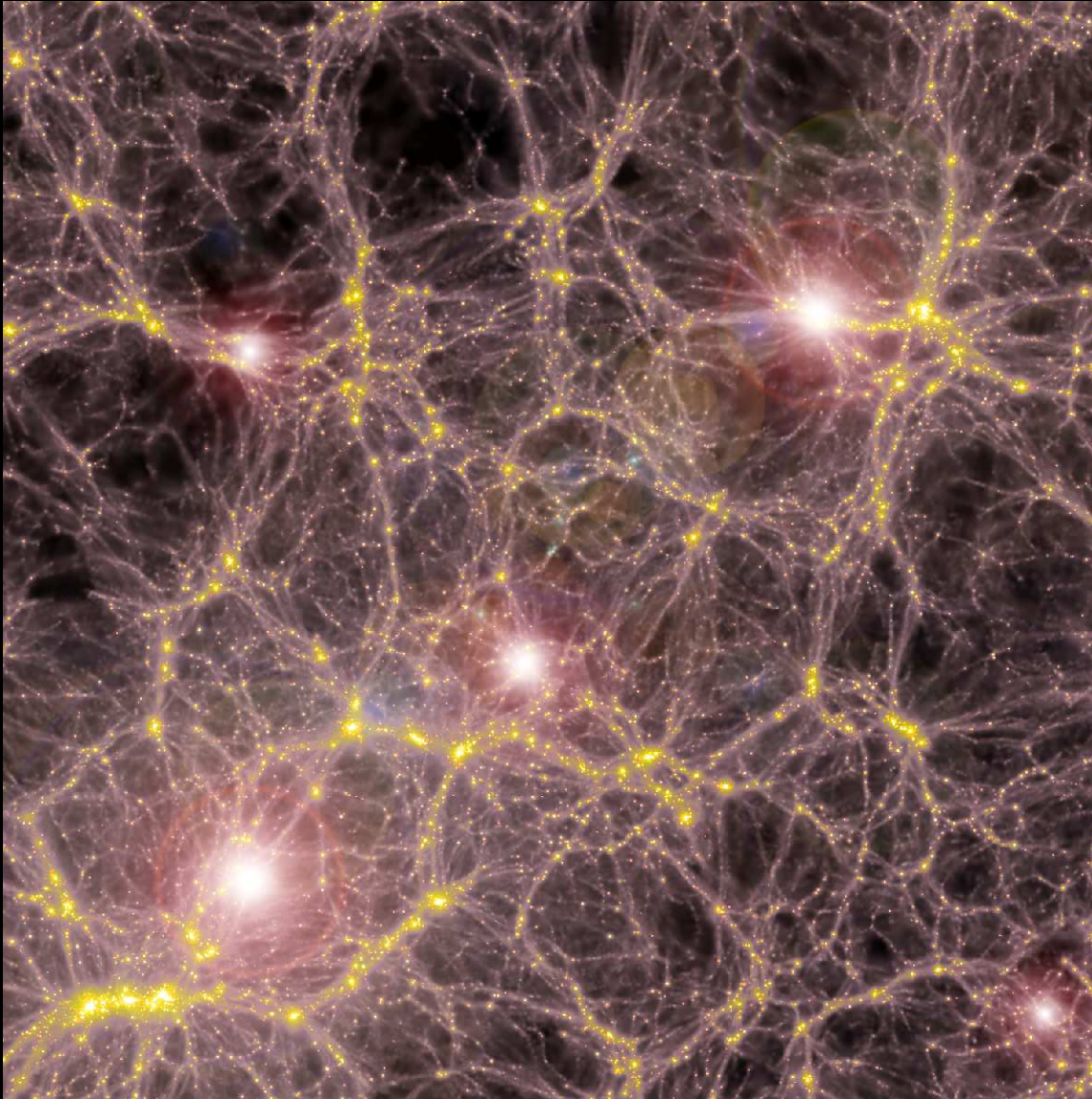
- HST/ACS has covered  $z \lesssim 6$ , and WFC3 is now covering  $z \lesssim 7-9$ .

- For First Light & Reionization, JWST must sample  $z \simeq 8$  to  $z \simeq 15-20$ .

⇒ JWST must cover  $\lambda = 0.7-29 \mu\text{m}$ , with its diffraction limit at  $2.0 \mu\text{m}$ .



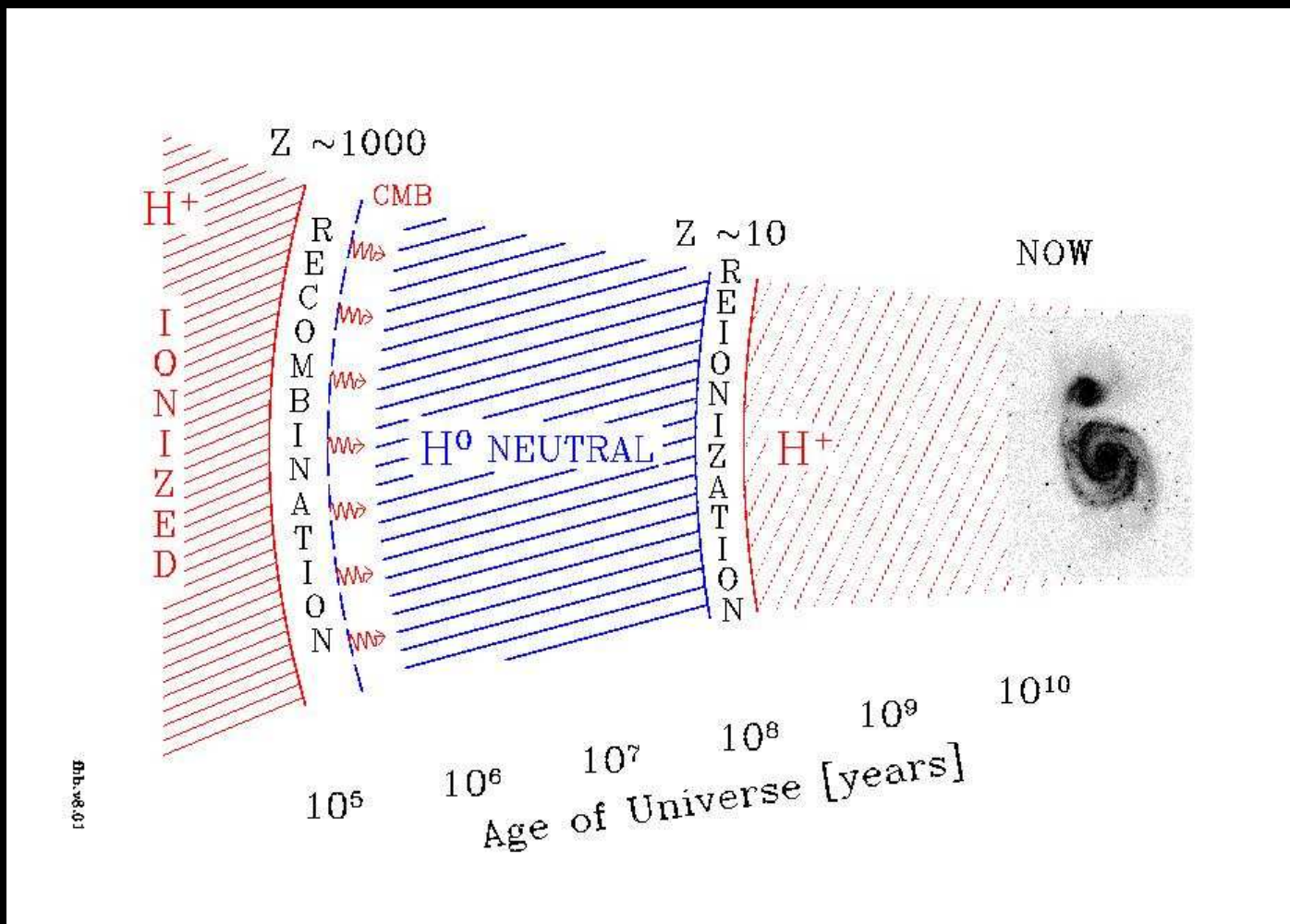
- (3) How will JWST Observe First Light and Reionization?



- Detailed Hydrodynamical models (e.g., V. Bromm) suggest that massive Pop III stars may have reionized universe at redshifts  $z \lesssim 10-30$  (First Light).
- A this should be visible to JWST as the first Pop III stars and surrounding (Pop II.5) star clusters, and perhaps their extremely luminous supernovae at  $z \simeq 10 \rightarrow 30$ .

We must make sure we theoretically understand the likely Pop III mass-range, their IMF, their duplicity and clustering properties, their SN-rates, etc.

- (3) How will JWST observe is First Light and Reionization?




WMAP: First light may have happened as follows (Cen 2003; Spergel 2006):

- (1) Population III stars with  $\gtrsim 200 M_{\odot}$  at  $z \simeq 11-20$  (First Light).
  - (2) First Population II stars (halo stars) form in dwarf galaxies of mass  $\simeq 10^7$  to  $10^9 M_{\odot}$  at  $z \simeq 6-9$ , which complete reionization by  $z \simeq 6$ .
- ⇒ JWST needs NIRCам at 0.8–5  $\mu\text{m}$  and MIRI at 5–29  $\mu\text{m}$ .



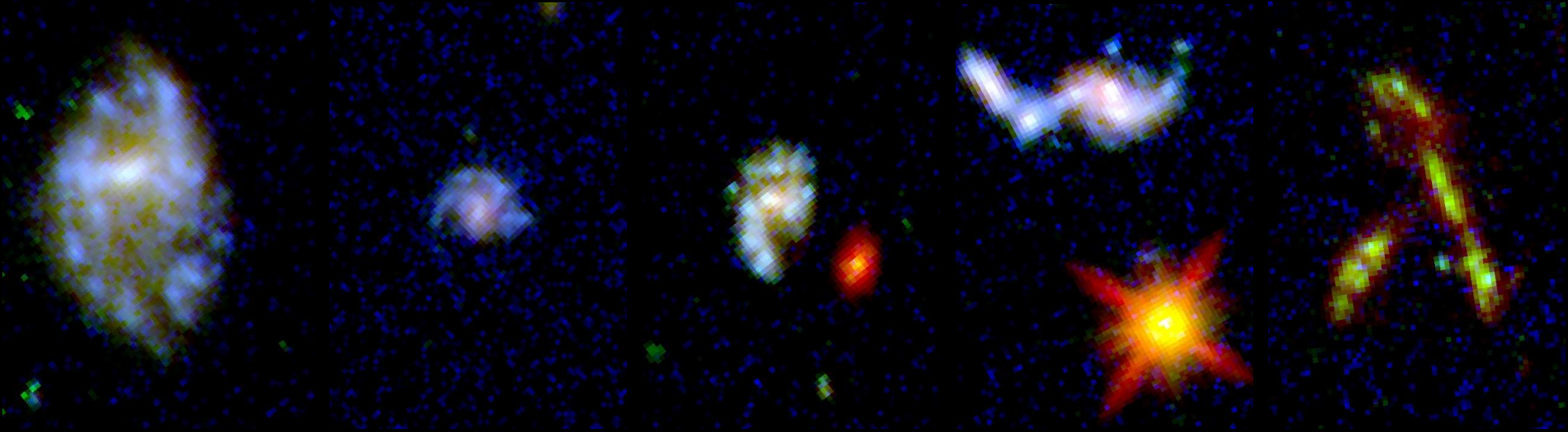
- (4) How can JWST measure Galaxy Assembly?




10 filters with HST/WFC3 & ACS reaching  $AB=26.5-27.0$  mag ( $10-\sigma$ ) over  $40 \text{ arcmin}^2$  at  $0.07-0.15''$  FWHM from  $0.2-1.7 \mu\text{m}$  (UVUBVizYJH). JWST adds  $0.05-0.2''$  FWHM imaging to  $AB \simeq 31.5$  mag (1 nJy) at  $1-5 \mu\text{m}$ , and  $0.2-1.2''$  FWHM at  $5-29 \mu\text{m}$ , tracing young+old SEDs & dust.



## Some science results of the Wide Field Camera Early Release Science data:



Galaxy structure at the peak of the merging epoch ( $z \simeq 1-2$ ) is very rich: some resemble the cosmological parameters  $H_0$ ,  $\Omega$ ,  $\rho_0$ ,  $w$ , and  $\Lambda$ , resp.

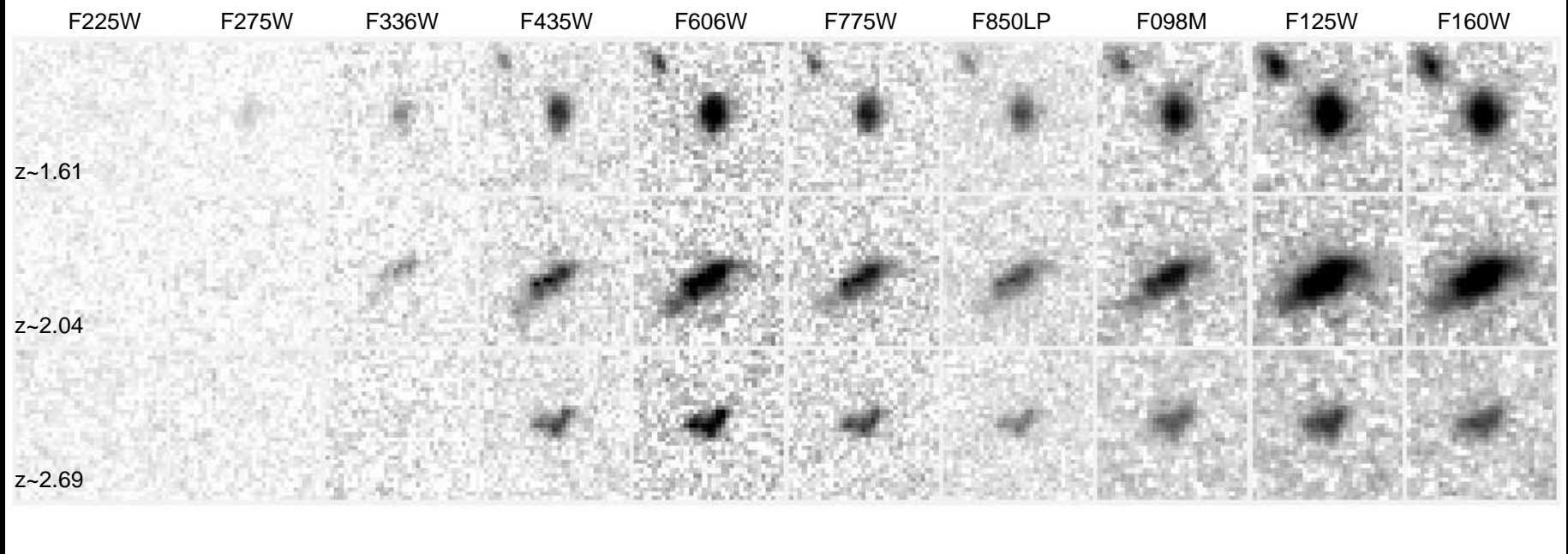


Panchromatic WFC3 ERS images of early-type galaxies with nuclear star-forming rings, bars, weak AGN, or other interesting nuclear structure.

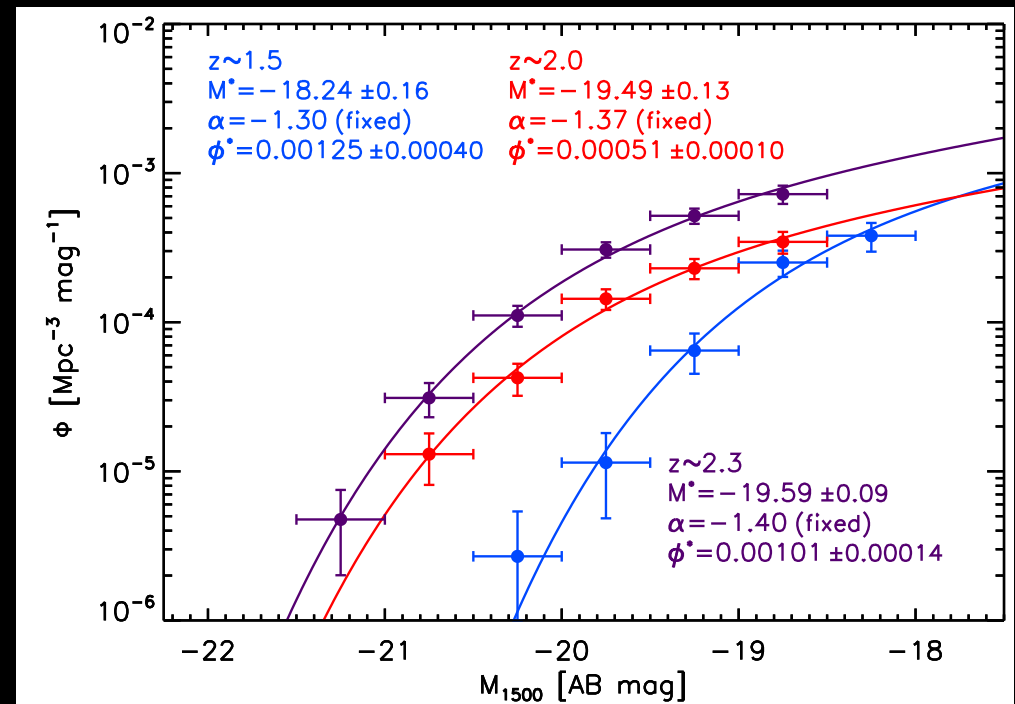
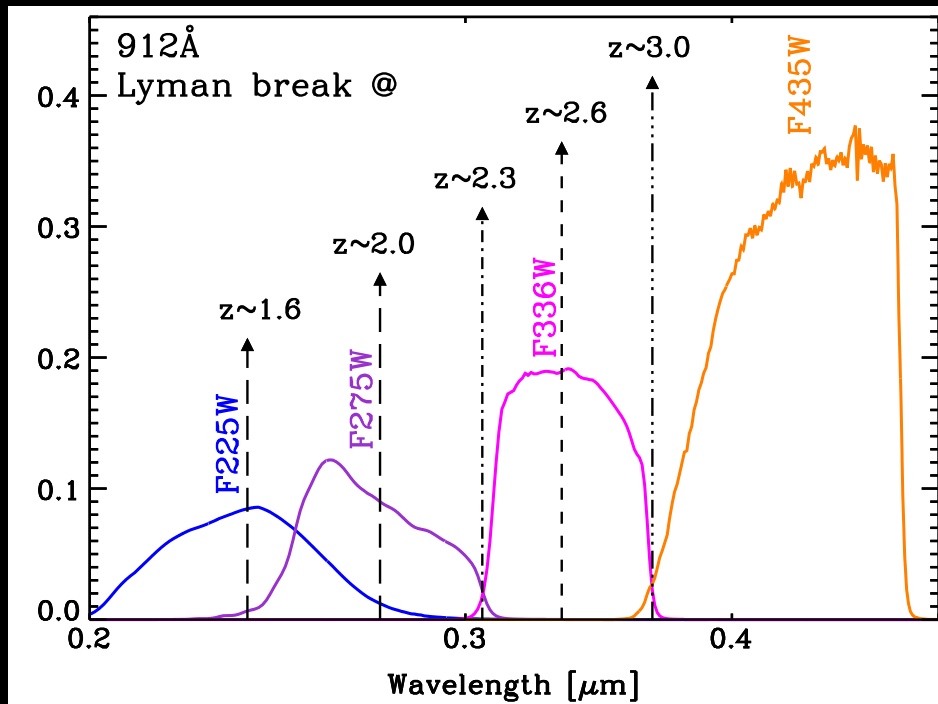
(Rutkowski et al. 2010)  $\implies$  “Red and dead” galaxies aren’t dead!

- JWST will observe all such objects from 0.7–29  $\mu\text{m}$  wavelength.

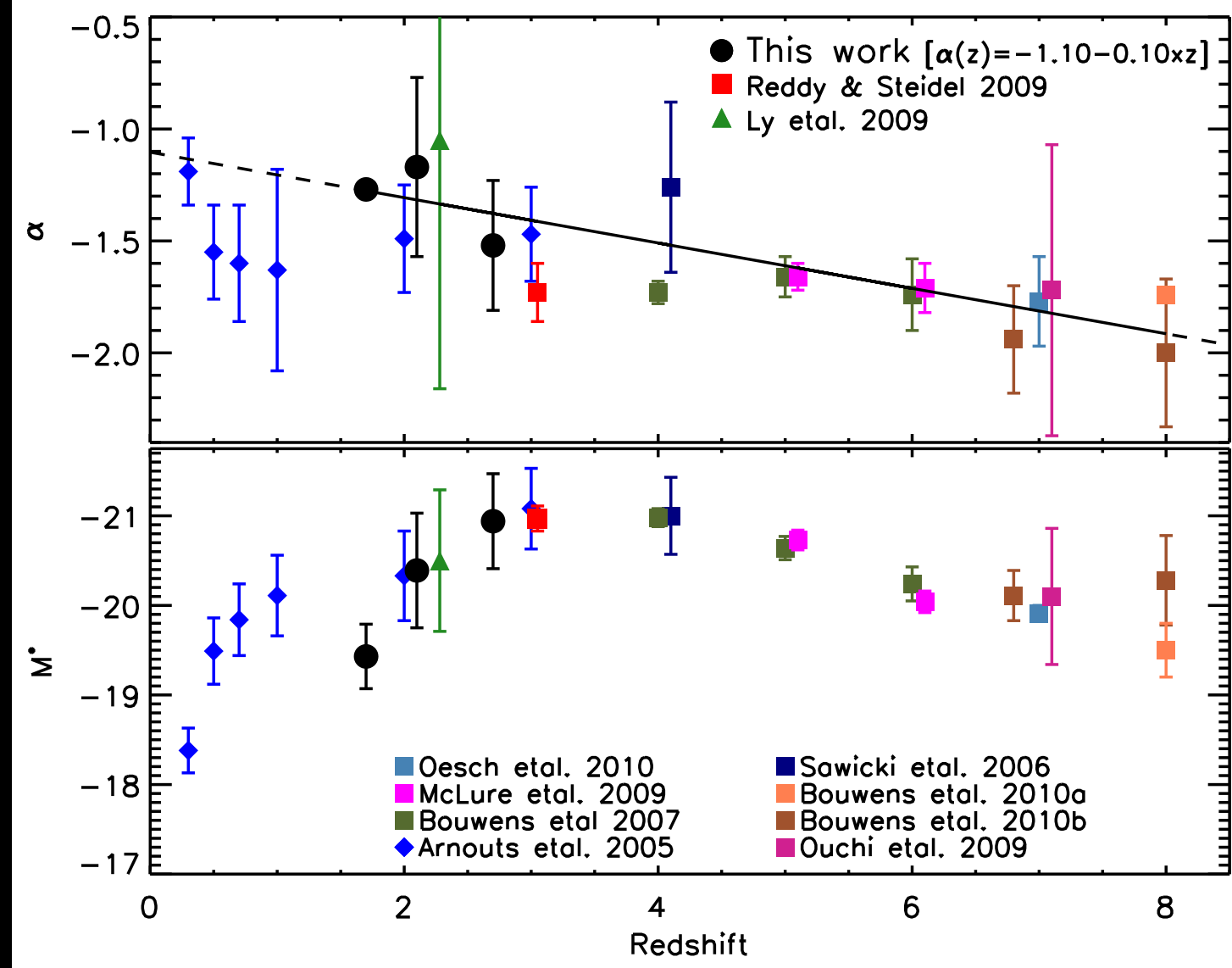




## Lyman break galaxies at the peak of cosmic SF ( $z \simeq 1-3$ ; Hathi et al. 2010)



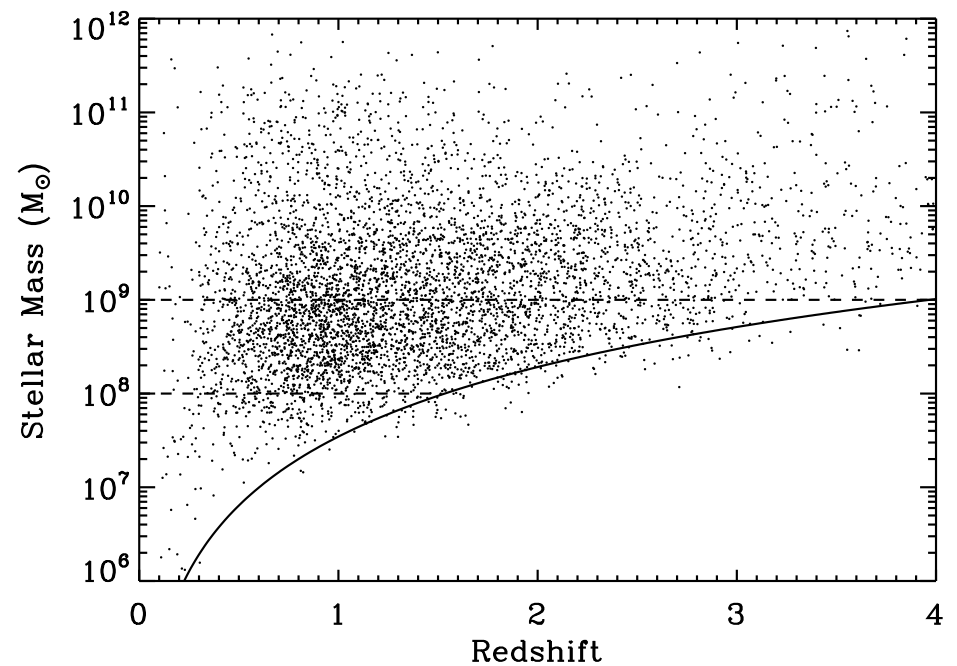
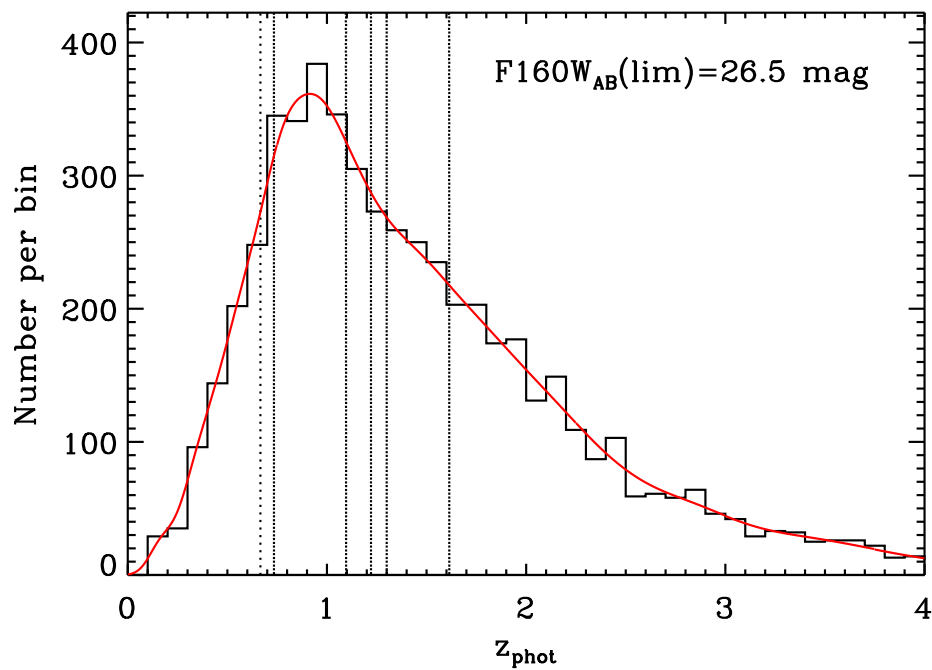
- JWST will similarly measure faint-end LF-slope evolution for  $1 \lesssim z \lesssim 12$ .



Measured faint-end LF slope evolution (top) and characteristic luminosity evolution (bottom) from Hathi et al. 2010, ApJ, 720, 1708 (arXiv:1004.5141v2).

- In the JWST regime at  $z \gtrsim 8$ , expect faint-end LF slope  $\alpha \simeq -2.0$ !
  - In the JWST regime at  $z \gtrsim 8$ , expect characteristic luminosity  $M^* \gtrsim -19$ !
- ⇒ Could have critical consequences for gravitational lensing bias at  $z \gtrsim 10$ !





WFC3 ERS 10-band redshift estimates accurate to  $\sim 4\%$  with small systematic errors (Cohen et al. 2010), resulting in a reliable redshift distribution.


- Reliable masses of faint galaxies to  $AB=26.5 \text{ mag}$ , accurately tracing the process of galaxy assembly: downsizing, merging, (& weak AGN growth?)

ERS shows WFC3's new panchromatic capabilities on galaxies at  $z \simeq 0-7$ .

- HUDF shows WFC3  $z \simeq 7-9$  capabilities (Bouwens<sup>+</sup> 2010; Yan<sup>+</sup> 2010).

$\Rightarrow$  WFC3 is an essential pathfinder at  $z \lesssim 8$  for JWST ( $0.7-29 \mu\text{m}$ ) at  $z \gtrsim 9$ .

- JWST will trace mass assembly and dust content 3-4 mags deeper from  $z \simeq 1-12$ , with nanoJy sensitivity from  $0.7-5 \mu\text{m}$ .



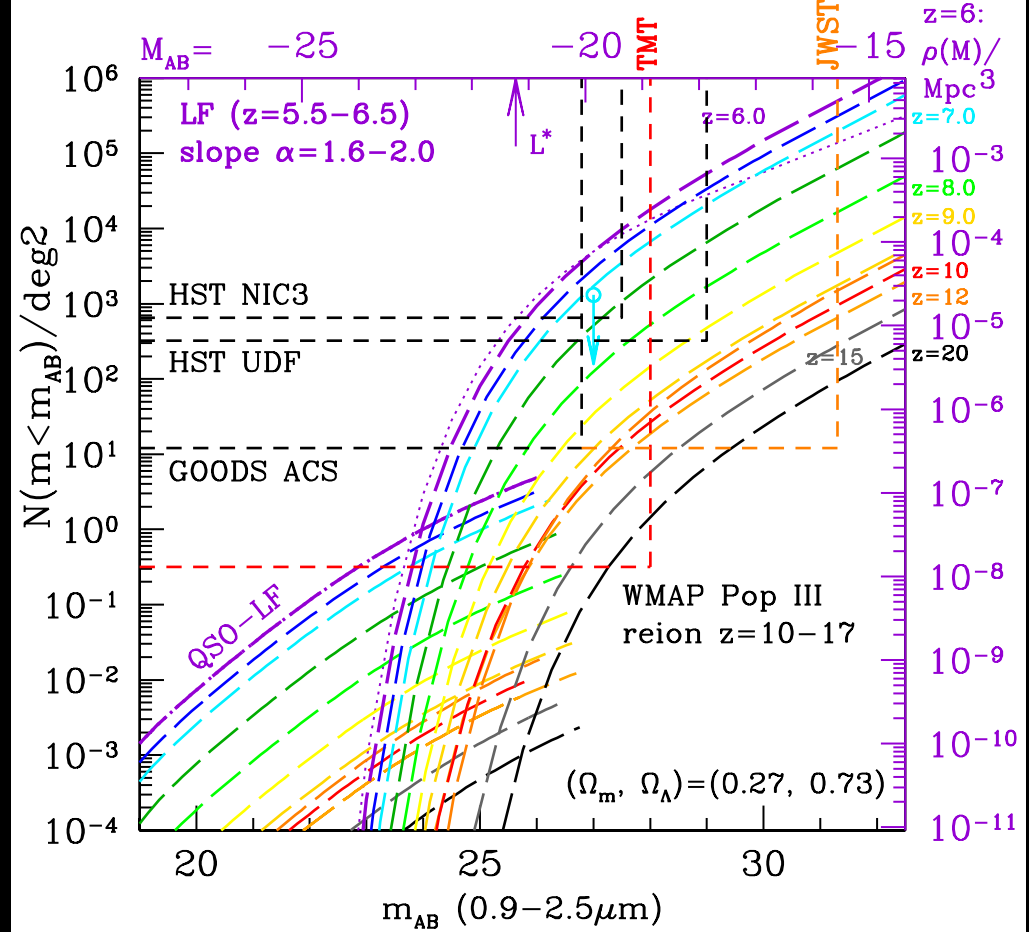
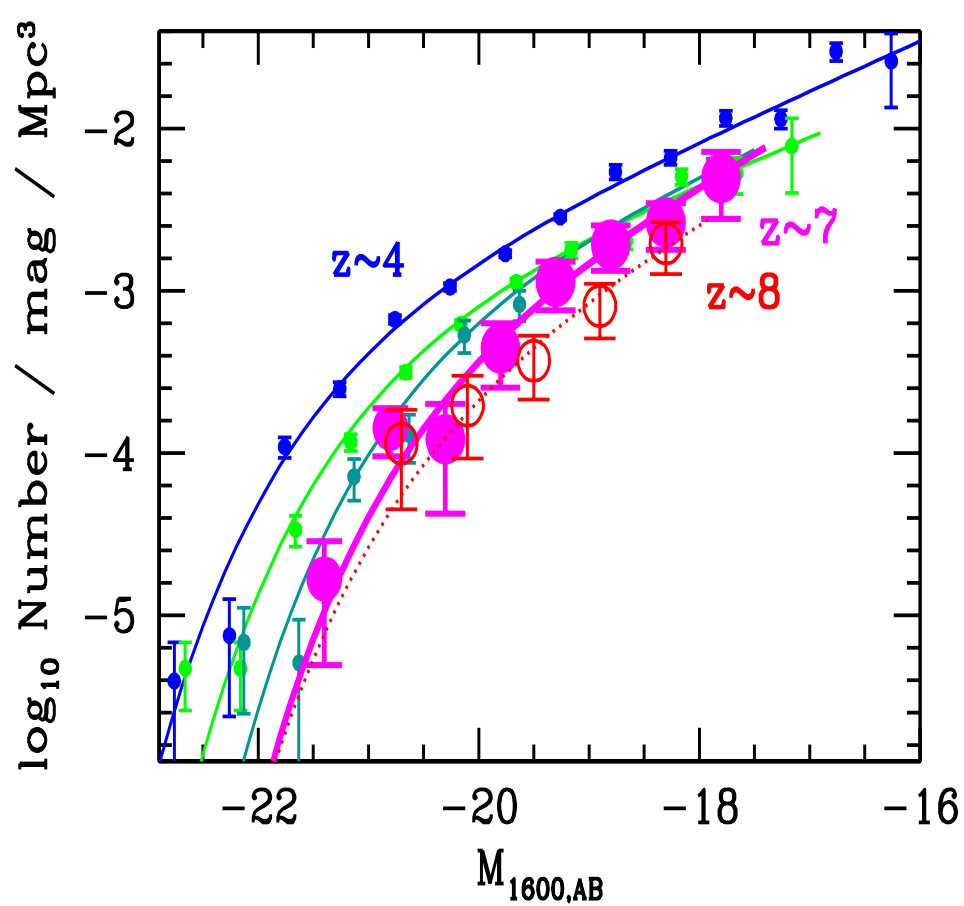
**Distant Galaxies in the Hubble Ultra Deep Field  
Hubble Space Telescope • Advanced Camera for Surveys**

NASA, ESA, R. Windhorst (Arizona State University) and H. Yan (Spitzer Science Center, Caltech)

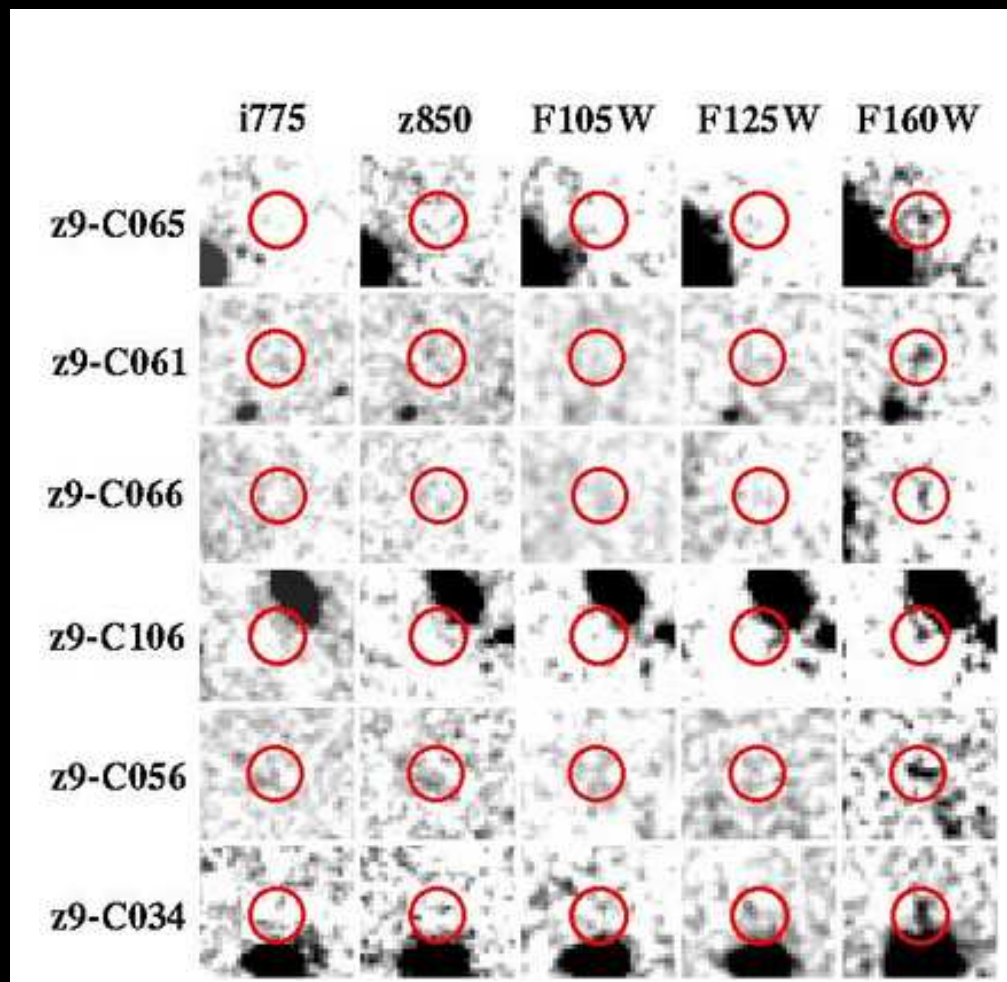
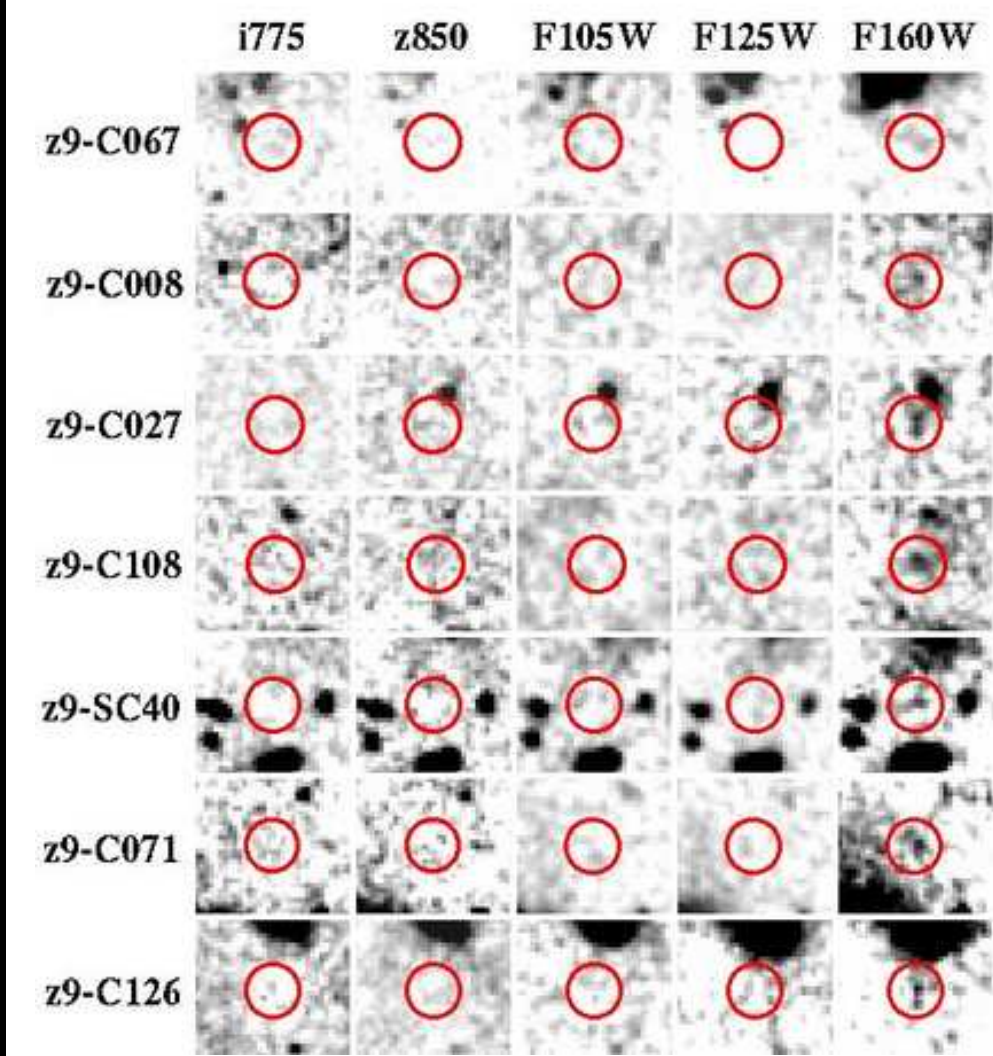
STScI-PRC04-28

HUDF i-drops: faint galaxies at  $z \simeq 6$  (Yan & Windhorst 2004), most spectroscopically confirmed at  $z \simeq 6$  to  $AB \lesssim 27.0$  mag (Malhotra et al. 2005).






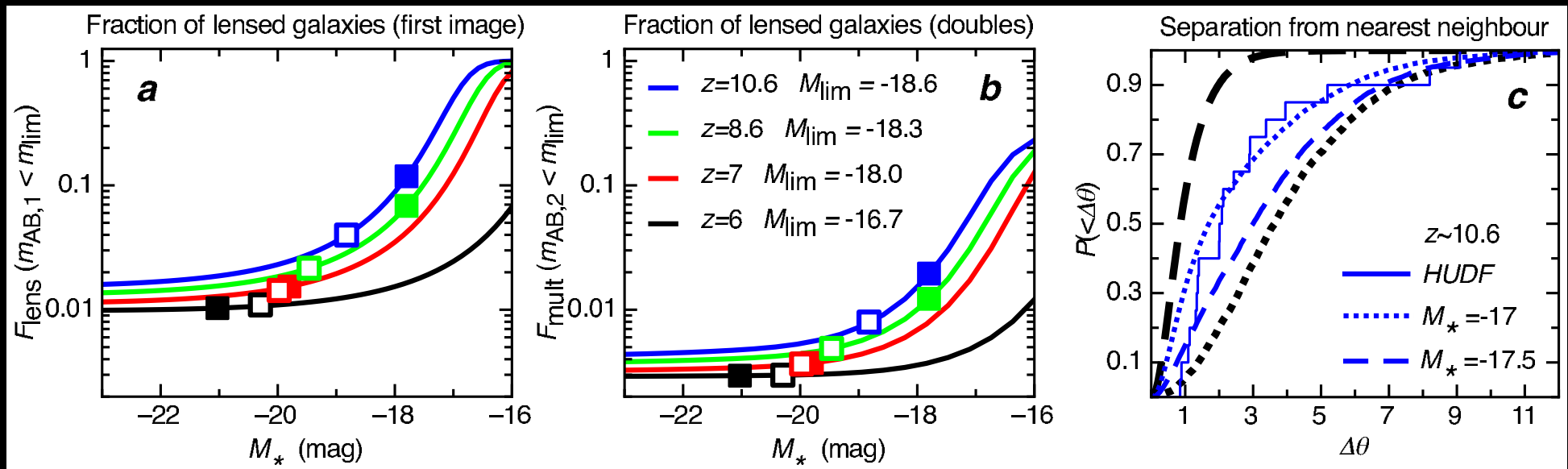
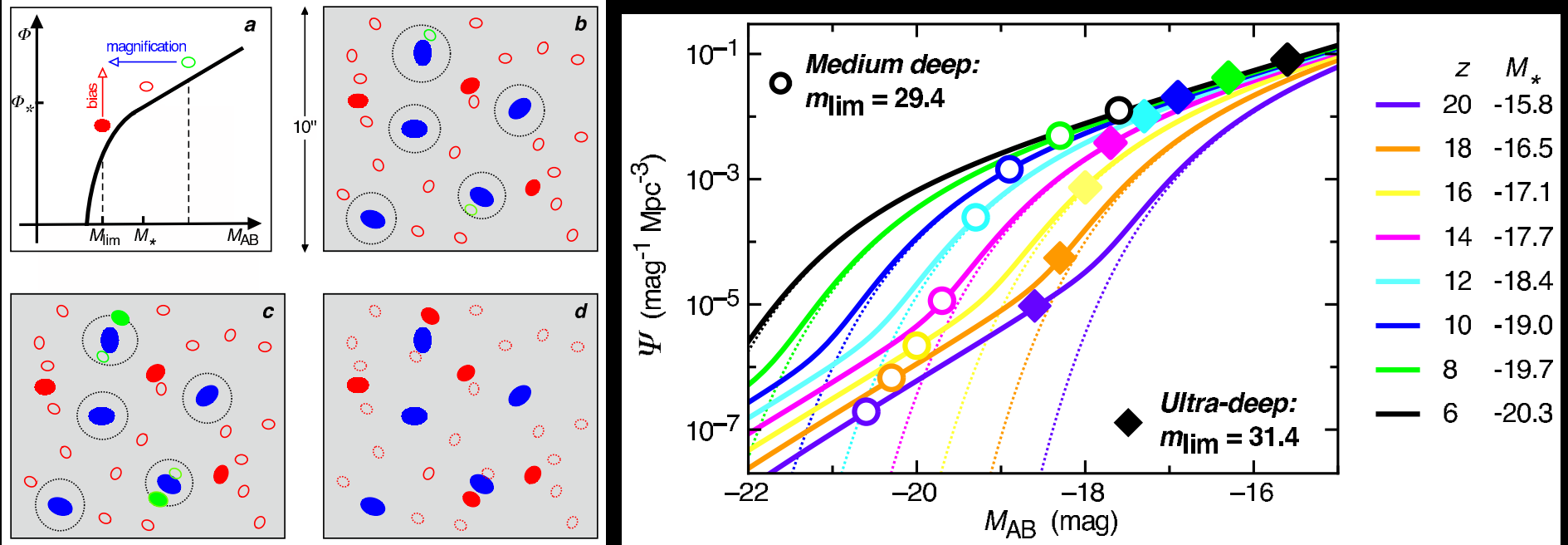
- Objects at  $z \gtrsim 9$  are rare (Bouwens<sup>+</sup> 10; Trenti,<sup>+</sup> 10; Yan<sup>+</sup> 10), since volume elt is small, and JWST samples brighter part of LF. JWST needs its sensitivity/aperture ( $A$ ), field-of-view ( $\Omega$ ), and  $\lambda$ -range ( $0.7\text{-}29 \mu\text{m}$ ).
- With proper survey strategy (area AND depth), JWST can trace the entire reionization epoch and detect the first star-forming objects.
- To study co-evolution of SMBH-growth and proto-bulge assembly for  $z \lesssim 10\text{-}15$  requires new AGN finding techniques for JWST.



- $\sim 10\text{--}40\%$  of the Y-drops and J-drops appear close to bright galaxies (Yan et al. 2010, Res. Astr. & Ap., 10, 867; astro.0910.0077).
- This is expected from gravitational lensing bias by galaxy dark matter halo distribution at  $z \simeq 1\text{--}2$  (Wyithe et al. 2011, Nature, 469, 181).
- Need JWST to measure  $z \gtrsim 9$  LF, and see if it's fundamentally different from the  $z \lesssim 8$  LFs. Does a gravitational lensing bias cause power-law LF?



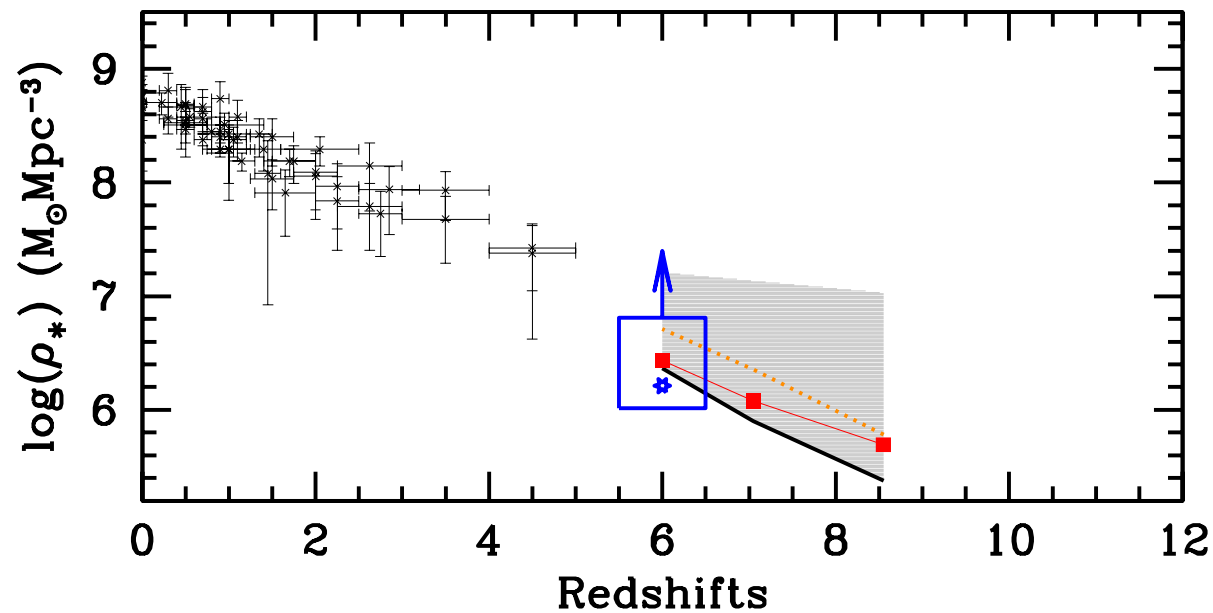
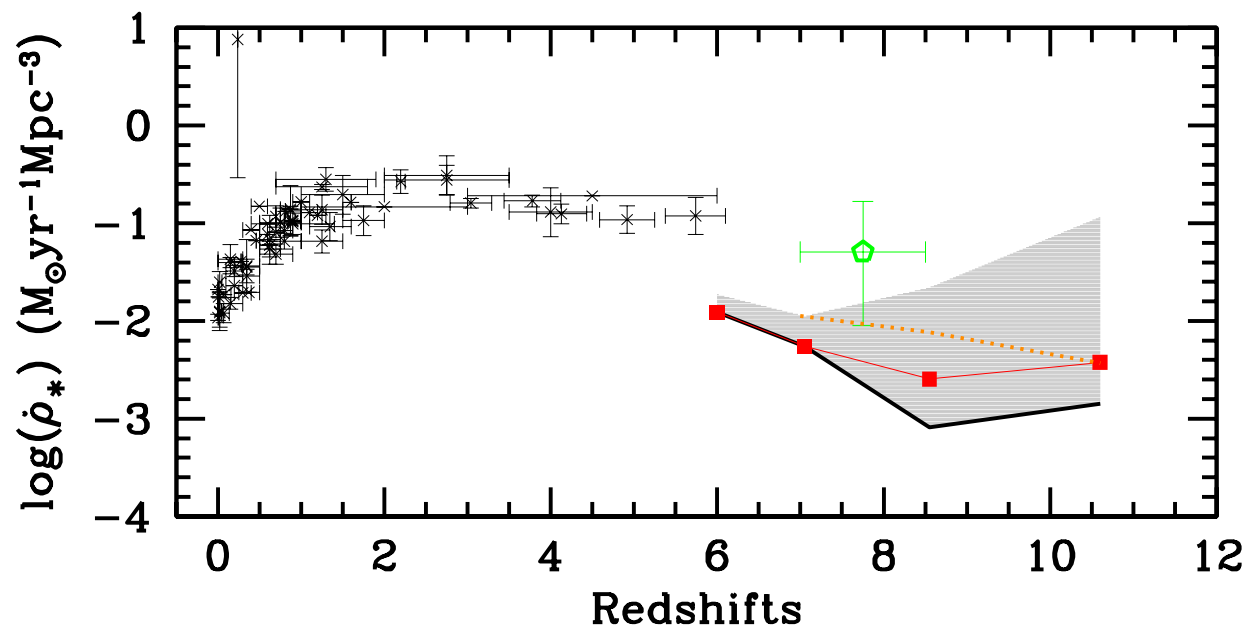




Wyithe et al. (2011, Nature, 469, 181): With a steep faint-end LF-slope  $\alpha \gtrsim 2$ , and a characteristic faint  $M^* \gtrsim -19$  mag, foreground galaxies (at  $z \simeq 1-2$ ) may cause significant boosting by gravitational lensing at  $z \gtrsim 8-10$ .

● This could change the landscape for JWST observing strategies.





Current WFC3 uncertainties on  $Y$ ,  $J$ -drops large enough that at  $z \gtrsim 8-10$ , a range of possibilities is allowed (Bouwens<sup>+</sup> 2010, Yan<sup>+</sup> 2010).


- Need JWST to fully measure the LF and SFR for  $8 \lesssim z \lesssim 15$ .

## (5) Predicted Galaxy Appearance for JWST at $z \simeq 1-15$

NGC 3310

ESO0418-008

UGC06471-2



### Ultraviolet Galaxies

HST • WFPC2

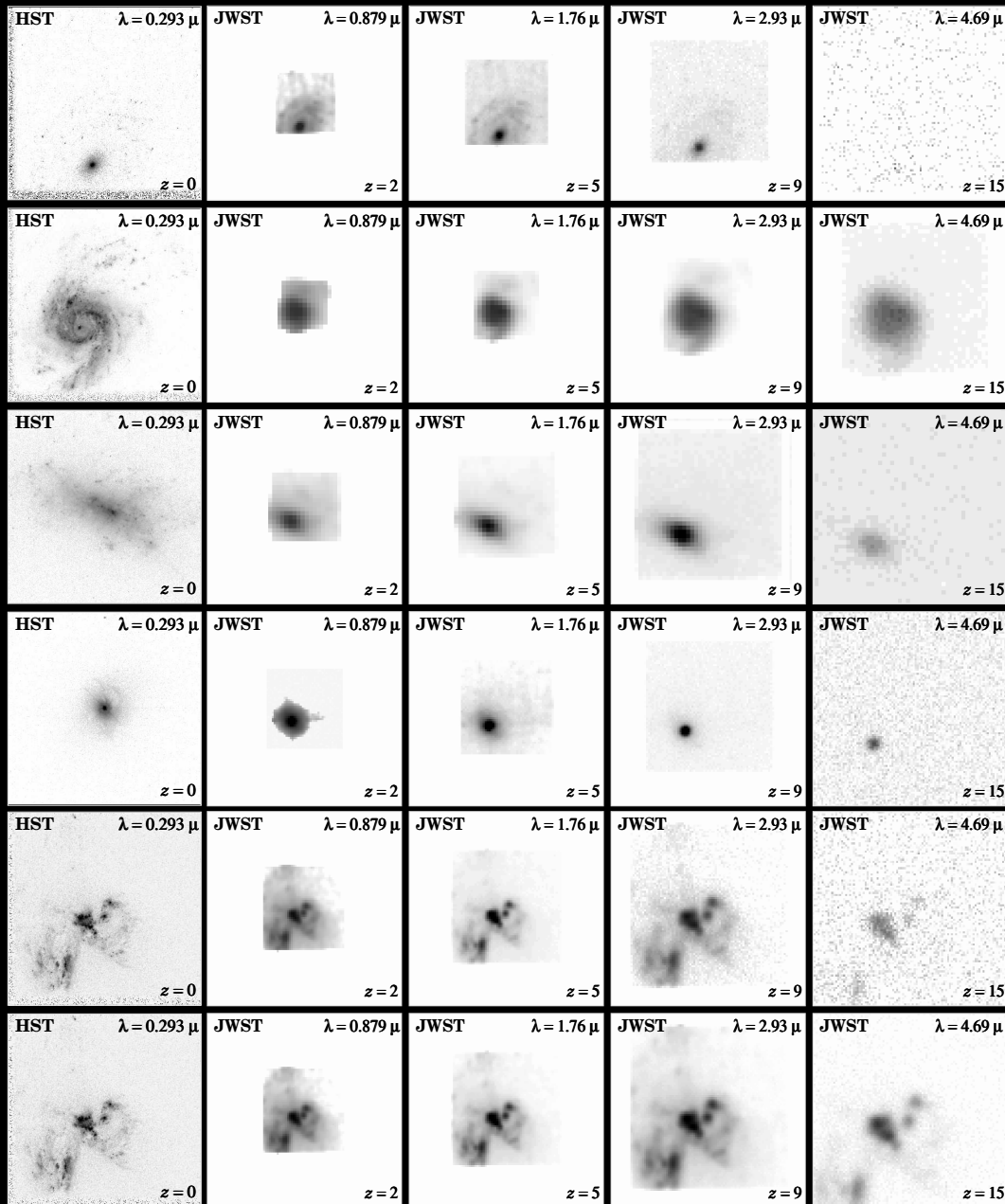
NASA and R. Windhorst (Arizona State University) • STScI-PRC01-04

- The rest-frame UV-morphology of galaxies is dominated by young and hot stars, with often significant dust imprinted (Mager-Taylor et al. 2005).
- High-resolution HST UV images are benchmarks for comparison with very high redshift galaxies seen by JWST, enabling quantitative analysis of the restframe- $\lambda$  dependent structure, B/T, CAS, SFR, mass, dust, etc.



# (5) Predicted Galaxy Appearance for JWST at $z \simeq 1-15$ (w/ C. Conselice)

HST  $z=0$  JWST  $z=2$   $z=5$   $z=9$   $z=15$



With proper restframe UV-optical benchmarks, JWST can measure the evolution of galaxy structure & physical properties over a wide range of cosmic time:

- (1) Most disks will SB-dim away at high  $z$ , but most formed at  $z \lesssim 1-2$ .
- (2) High SB structures are visible to very high  $z$ .
- (3) Point sources (AGN) are visible to very high  $z$ .
- (4) High SB-parts of mergers/train-wrecks, etc., are visible to very high  $z$ .

## (6) Conclusions

---

(1) JWST Project is technologically front-loaded and well on track:

- Passed Non-Advocate Review (T-NAR) in 2007, and Mission Preliminary Design Review (PDR) in 2008. Mission CDR in 2010. Replan in 2011.
- More than 70% of JWST H/W built, & meets/exceeds specs as of 06/11.

(2) JWST is designed to map the epochs of First Light, Reionization, and Galaxy Assembly in detail. JWST will determine:

- The formation and evolution of the first (reionizing) Pop III star-clusters.
- Faint-end LF-slope evol: (how) did dwarf galaxies finish reionization?
- The origin of the Hubble sequence in hierarchical formation scenarios.

(3) JWST will have a major impact on astrophysics after 2015:

- Current generation students, postdocs will use JWST during their career
- JWST will define the next frontier to explore: the Dark Ages at  $z \gtrsim 20$ .



# SPARE CHARTS

---

## Observers Wish-list of Theoretical Predictions for the JWST era:

- (1a) Halo/Stellar  $M_h/M_*$  ( $M, z, r/r_e, \Delta\rho/\rho, \dots$ ).
- (1b) Galaxy Mass & Luminosity Fns:  $M^*(z), L^*(z), \alpha(z), \phi^*(z)$ .
- (2a) SNe (IMF,  $r/r_e, z$ ), SN-feedback ( $M_*, z, \dots$ ).
- (2b) Pop III/II.5 SNe (IMF,  $\text{Fe}/\text{H}(z), t, z$ ).
- (2c)  $\text{Fe}/\text{H}$  ( $M_*, r/r_e, z$ ) &  $A_V$  ( $M_*, r/r_e, z$ ).
- (3a) SMBH ( $M_b, z, \Delta\rho/\rho, \dots$ ).
- (3b) [Weak] AGN LF( $z$ ), AGN-feedback ( $M_b, z$ ).
- (4) Gravitational Lensing Bias ( $\Delta\rho/\rho(z), z$ ).
- (5) What else? To be discussed here.



# Northrop Grumman Expertise in Space Deployable Systems

- Over 45 years experience in the design, manufacture, integration, verification and flight operation of spacecraft deployables
- 100% mission success rate, comprising over 640 deployable systems with over 2000 elements





### Baseline "Cup Down" Tower Configuration at JSC (Before)



### JSC "Cup Up" Test Configuration (New Proposal)



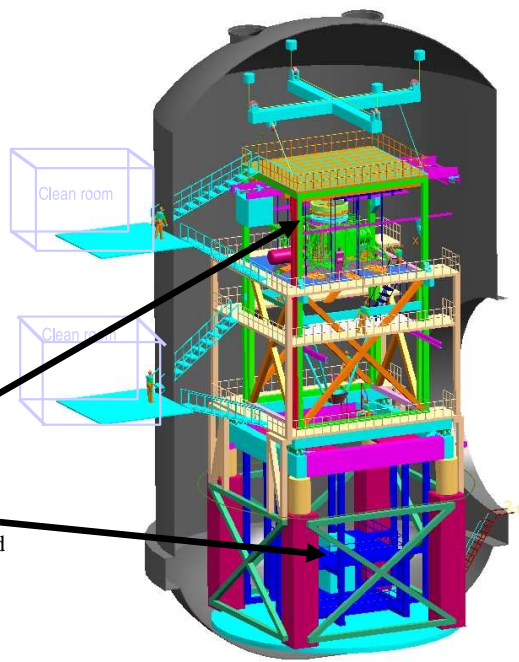
Most recent Tower Design shows an Inner Optical Tower supported by a Outer structure with Vibration Isolation at the midplane. Everything shown is in the 20K region (helium connections, etc. not shown) except clean room and lift fixture.

Current plan calls for 33KW cooldown capability, 12 KW steady state, 300-500mW N2 cooling

JSC currently has 7 KW He capability

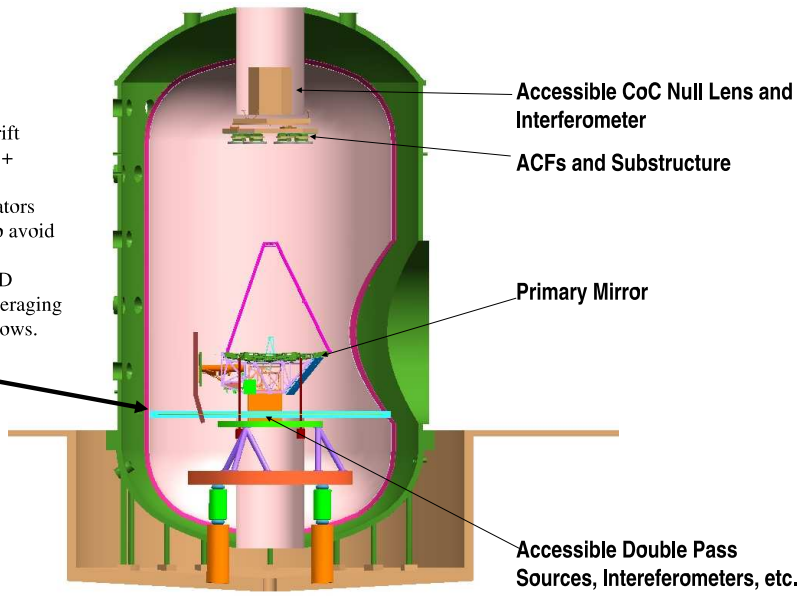
Current plan includes 10 trucks of LN2/day during cooldown

Interferometers, Sources, Null Lens and Alignment Equipment Are in Upper and Lower Pressure Tight Enclosure Inside of Shroud



No Metrology Tower and Associated Cooling H/W.  
External Metrology  
Two basic test options:  
1. Use isolators, remove drift through fast active control + freeze test equipment jitter  
2. Eliminate vibration isolators (but use soft dampeners) to avoid drift, freeze out jitter  
Builds on successful AMSD heritage of freezing and averaging jitter, testing through windows.

Possible payload "floor" to separate ambient pressure and temperature.



Drawing care of ITT

- JWST underwent several significant replans and risk-reduction schemes:**
- $\lesssim 2003$ : Reduction from 8.0 to 7.0 to 6.5 meter. Ariane-V launch vehicle.
  - 2005: Eliminate costly 0.7-1.0  $\mu\text{m}$  performance specs (kept 2.0  $\mu\text{m}$ ).
  - 2005: Simplification of thermal vacuum tests: cup-up, not cup-down.
  - 2006: All critical technology at Technical Readiness Level 6 (TRL-6).
  - 2007: Further simplification of sun-shield and end-to-end testing.
  - 2008: Passes Mission Preliminary Design & Non-advocate Reviews.
  - 2010: Passes Mission Critical Design Review — Reviewing Testing.



# THE JAMES WEBB SPACE TELESCOPE

## THE JWST SUNSHIELD



# THE JAMES WEBB SPACE TELESCOPE

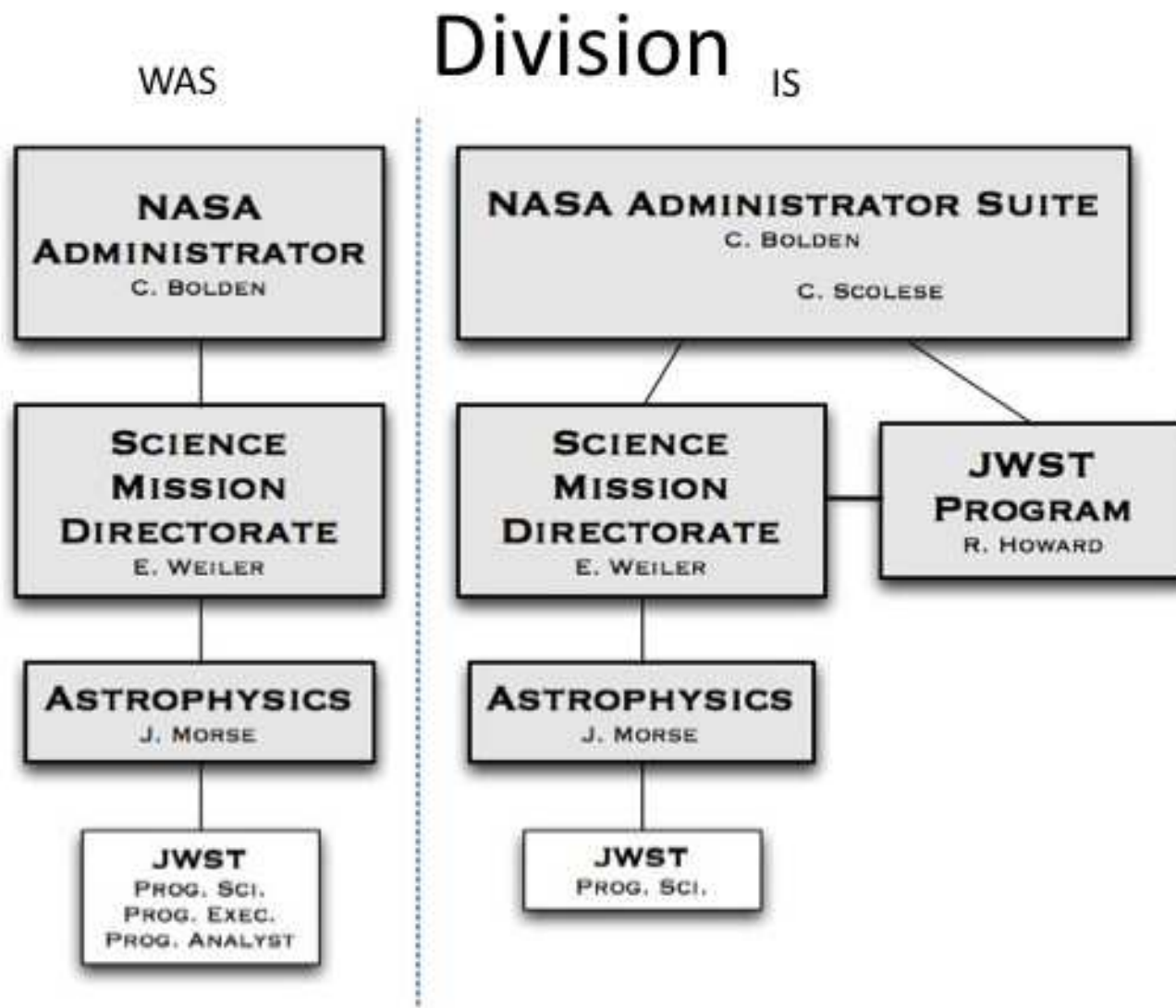
## WST SUNSHIELD





# (7) How to launch JWST while minimizing impact on NASA Space Science?

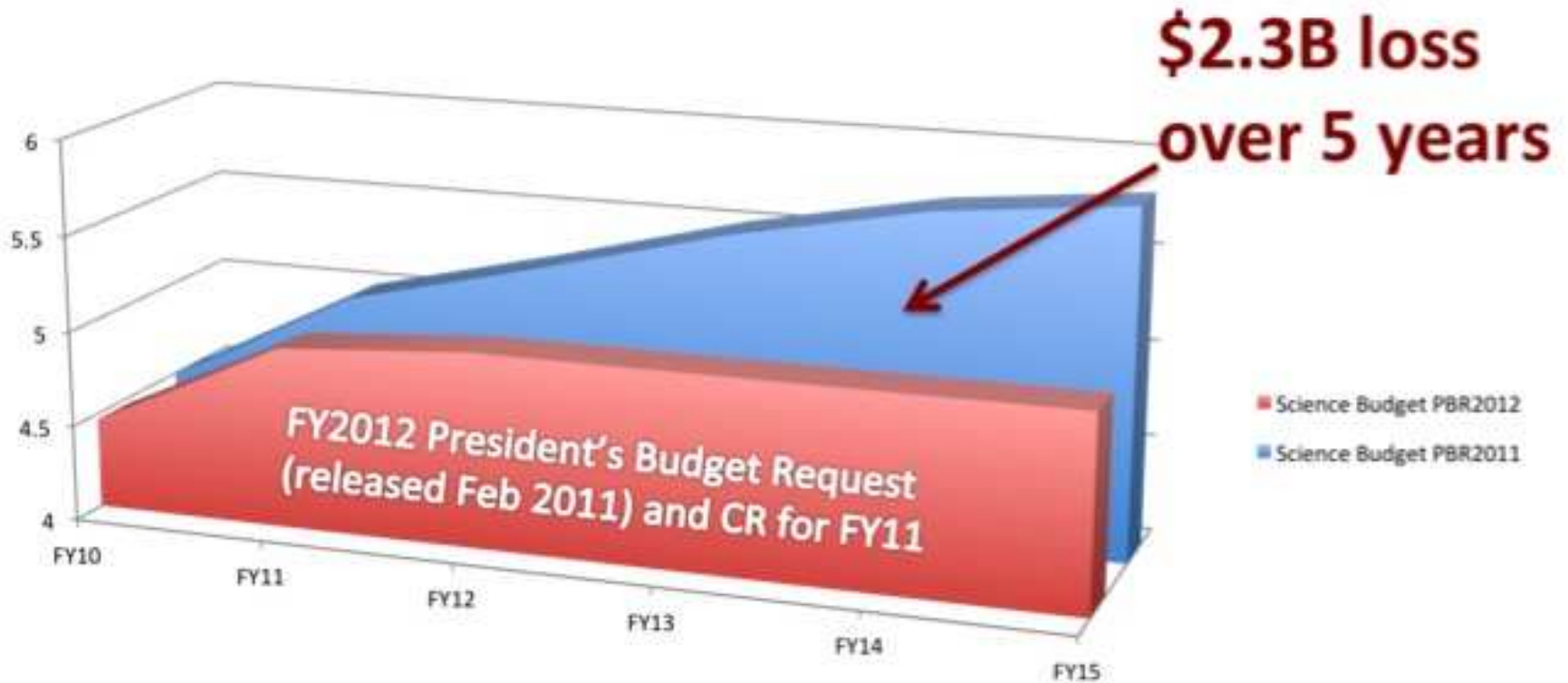
## JWST moved out of Astrophysics



NASA HQ Reorg: JWST budget no longer comes directly from SMD/Ap.

# NASA Science shrinks 8% relative to 2011 President's Budget Request

Science Budget Picture as seen in 2011 vs 2010

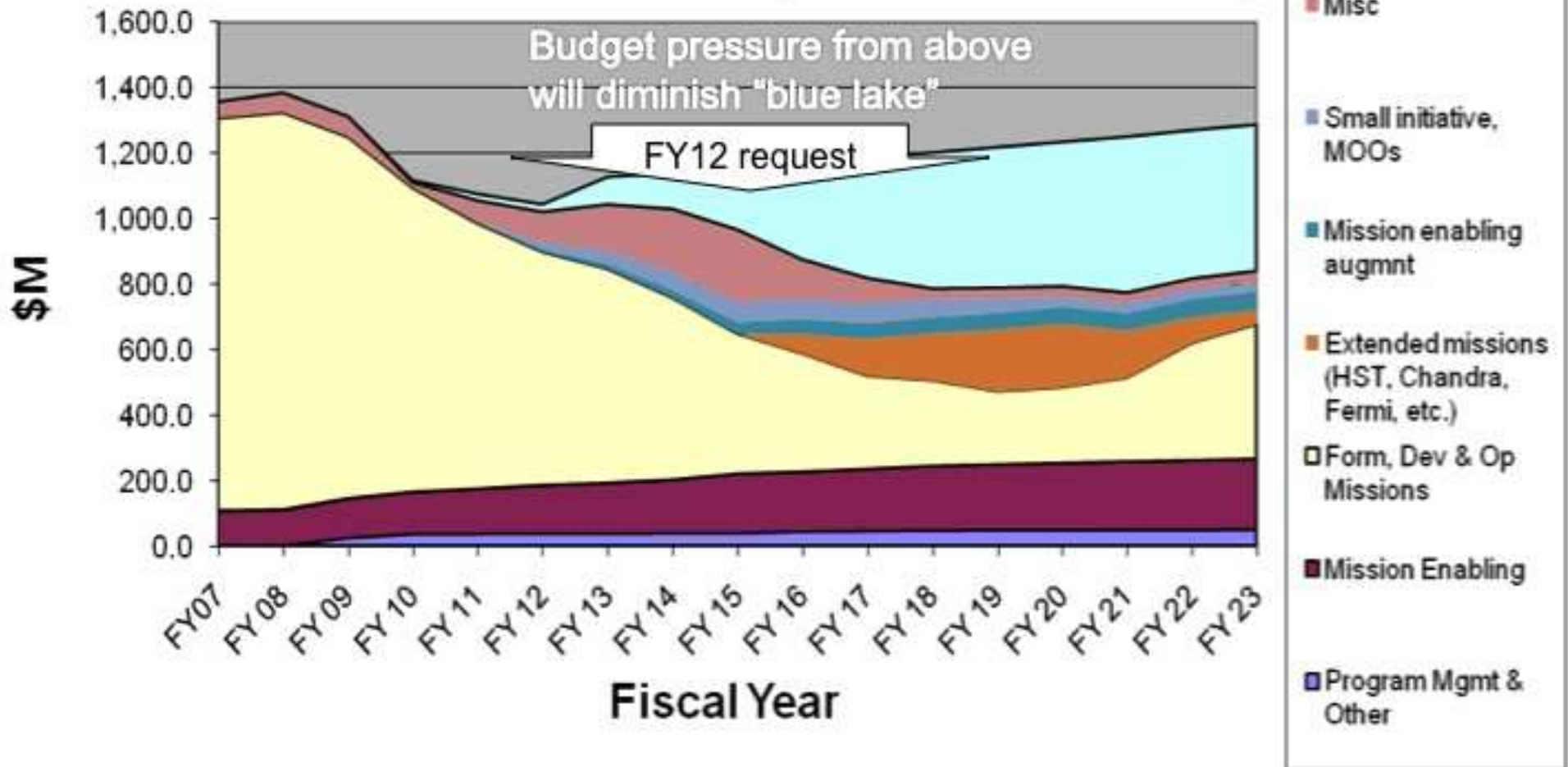


NASA science Budget flat beginning 2012

NASA Space Science has external budget pressures independent of JWST.



## Astrophysics FY2010 President's Budget and Estimates for 2011 - 2023 (with notional offsets)



Launching JWST as early as possible helps keep "blue lake" bottom intact.

# NASA's Great Observatories Impact

## The Impact of GO Funding on US Astronomy

GALEX

SP  
CHA

ST

K

HER

S

- HST has produced over 9400 refereed publications, which is about 1.25 per day over the 21-year life of the mission.
- And the rate is increasing - nearly 2/day last year. (719 papers in 2010)
- HST papers have gleaned over 340,000 citations, or an average of more than 40 citations per day.
- HST is in demand around the world.
- Approved HST programs have had more than 5000 unique investigators

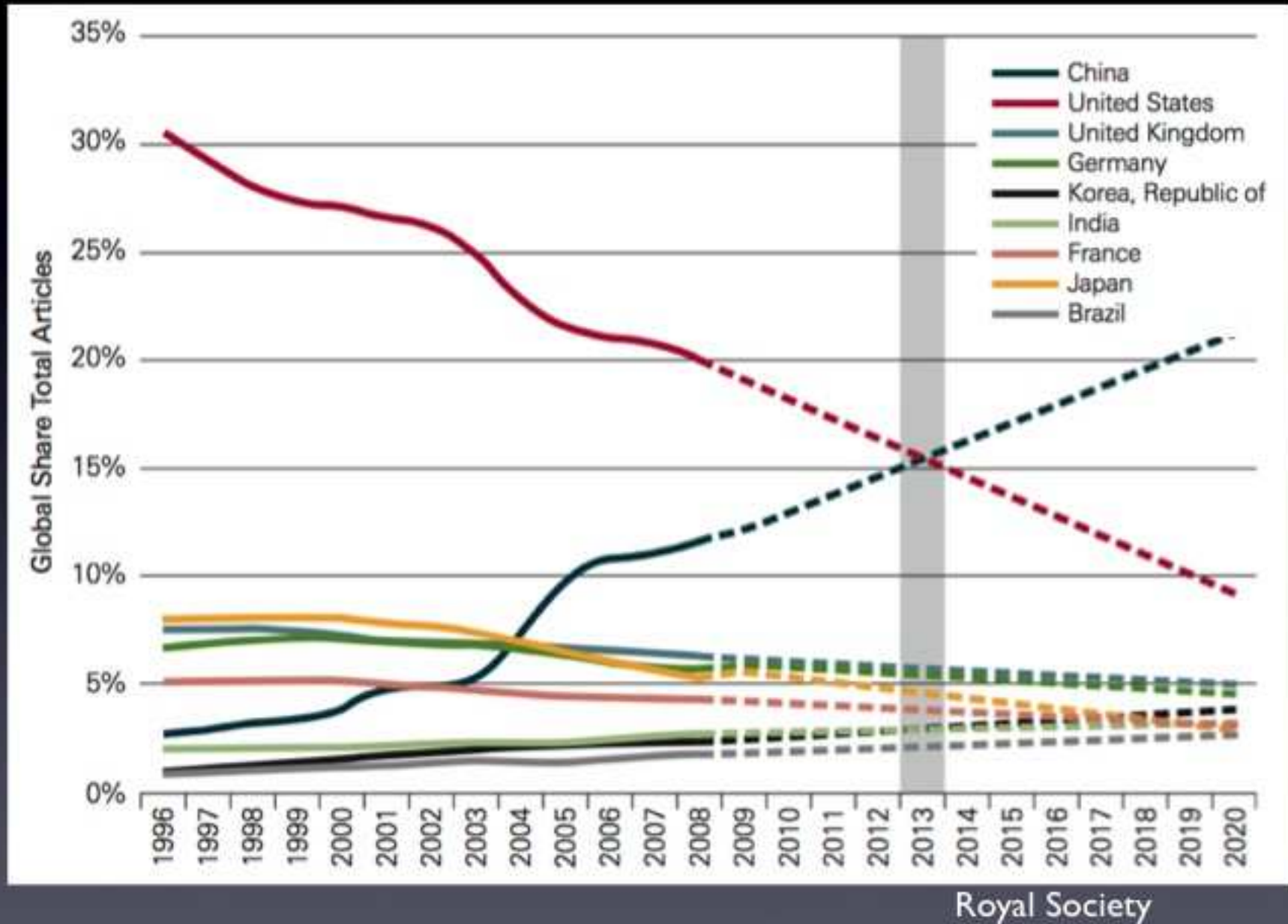
2001 2002 2003 2004 2005 2006 2007 2008 2009 2010 2011 2012 - 2015\* 2016 - 2020

\*MINIMUM PROJECTION: ASSUMES FLAT HST FUNDING AT \$30M / YEAR

NASA Great Observatories had enormous impacts last two decades:  
NASA must keep a healthy mix of big, medium and small space missions.



# Projected growth in scientific literature



US and NASA must have major future facilities to remain competitive ...


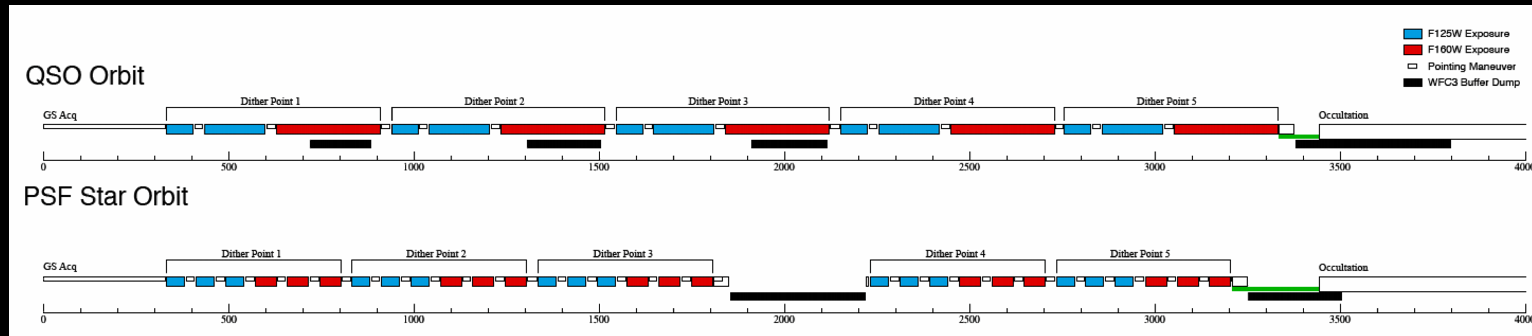
we do not want this to  
happen to U.S. astrophysics



or risk ending up like SSC (left). Canceled project funds never returns!



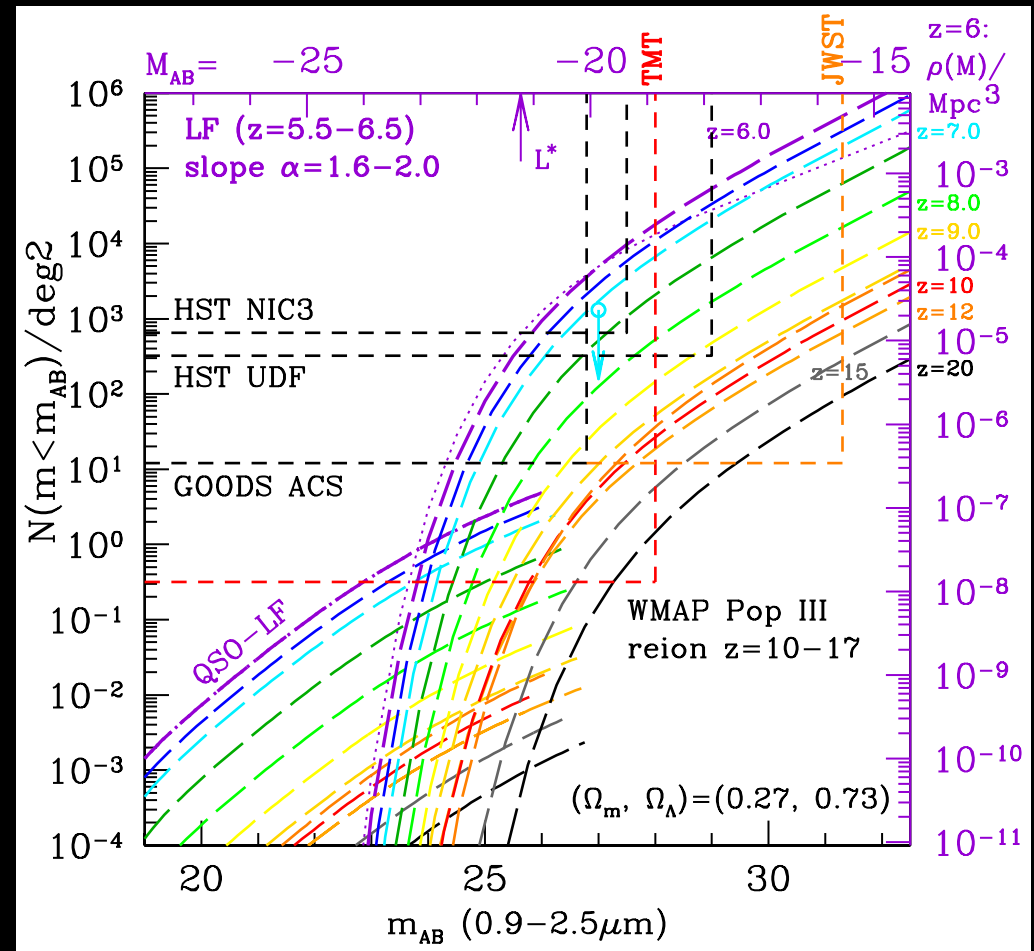
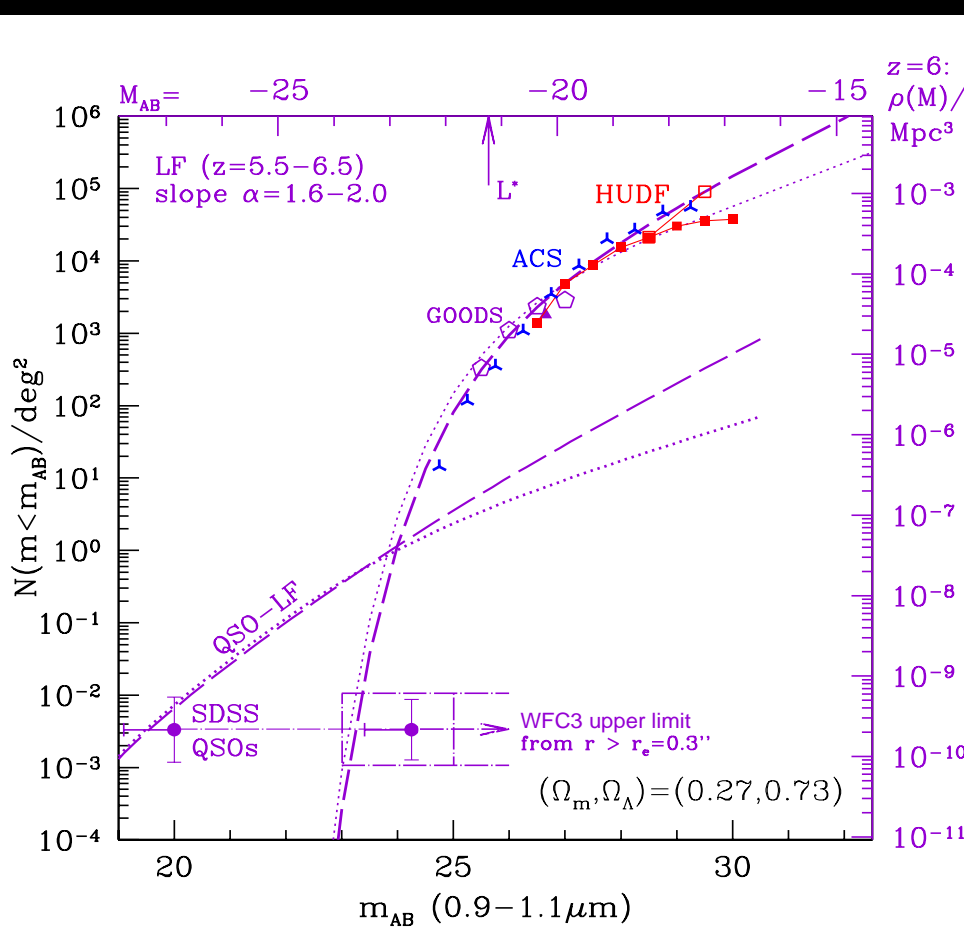
# HST WFC3 observations of SDSS Quasar Host Galaxies at $z \simeq 6$



Careful contemporaneous orbital WFC3 PSF-subtraction: removes most of HST “OTA spacecraft breathing” effects (Mechtley et al. 2011).

Using  $BA=15$  mag PSF subtracts 18.5 mag QSO nearly to the noise limit: NO underlying host galaxy detected to  $AB \gtrsim 25$  mag ( $r \gtrsim 0.3$ ).

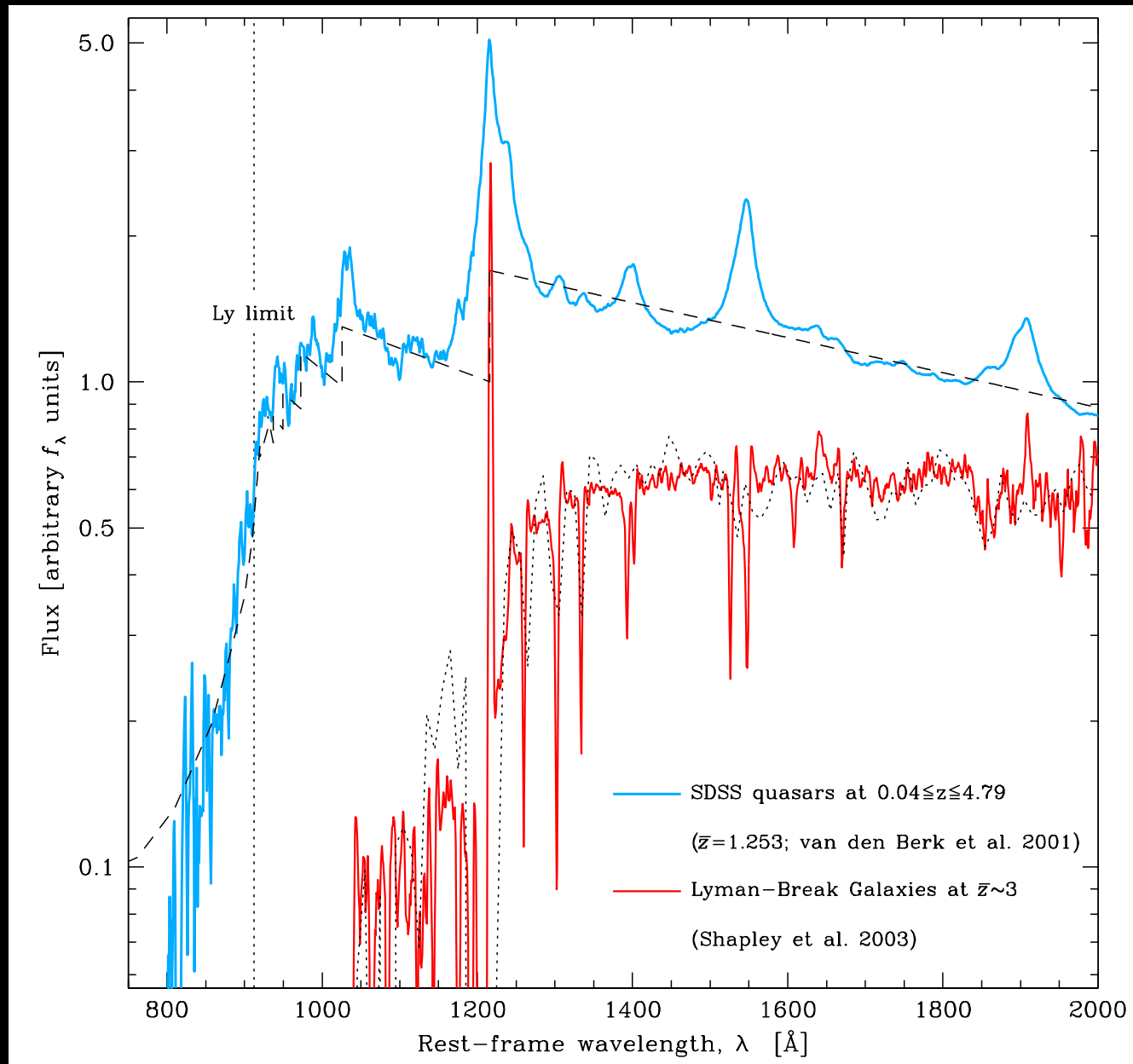
THE most luminous objects in the Universe: Do all host galaxies have  $M \ll M^*$ ?  $\implies$  Major implications for Galaxy Assembly–SMBH Growth!



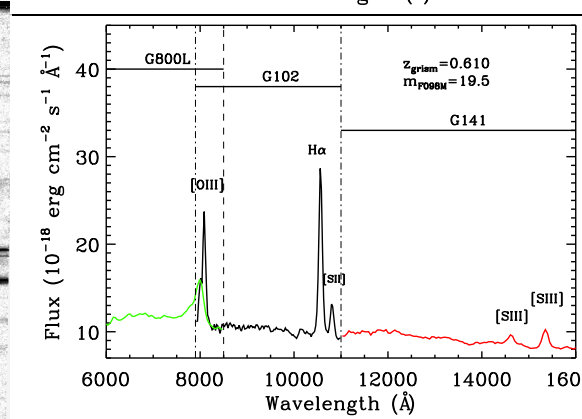


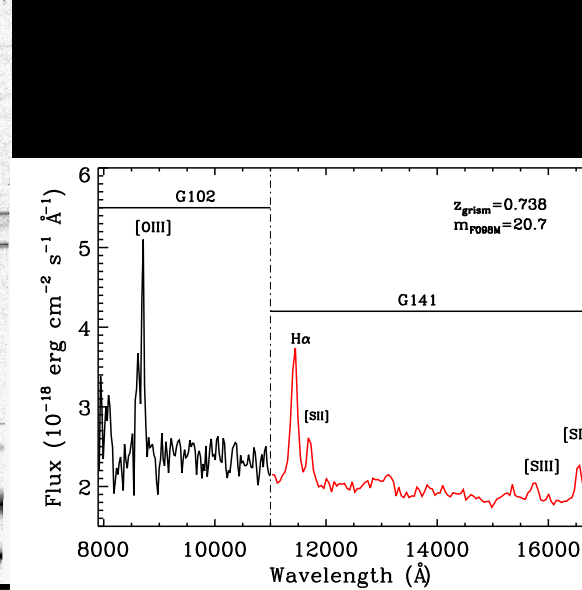


- Objects at  $z \gtrsim 9$  are rare (Bouwens<sup>+</sup> 2010, Yan<sup>+</sup> 2010), since volume element is small, and JWST samples brighter part of LF. JWST needs its sensitivity/aperture ( $A$ ), field-of-view ( $\Omega$ ), and  $\lambda$ -range ( $0.7-29 \mu\text{m}$ ).
- With proper survey strategy (area AND depth), JWST can trace the entire reionization epoch and detect the first star-forming objects.
- To study co-evolution of SMBH-growth and proto-bulge assembly for  $z \lesssim 10-15$  requires new AGN finding techniques for JWST.



# Caveat: Can the Hard-UV of weak AGN outshine Dwarf Galaxies?



- In principle, the hard-UV of QSO's and weak AGN can outdo the young SED's of LBG's or dwarf galaxies, but likely by no more than  $\gtrsim 1$  dex.



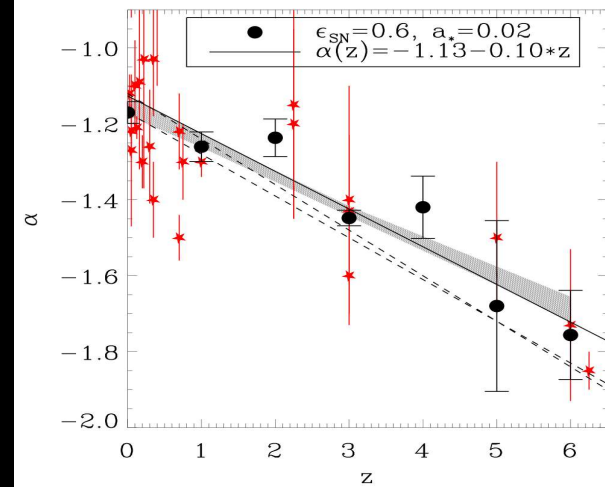
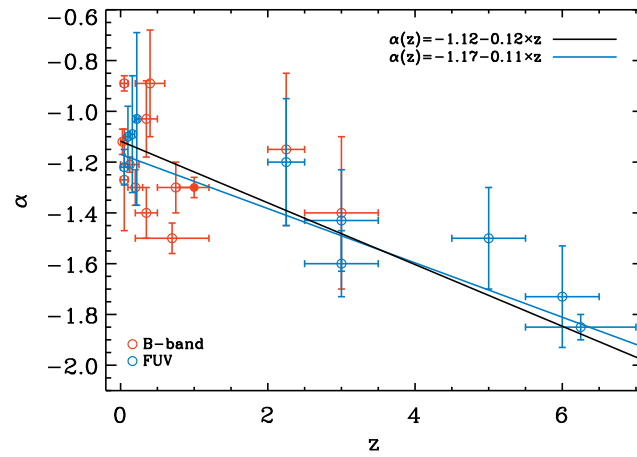
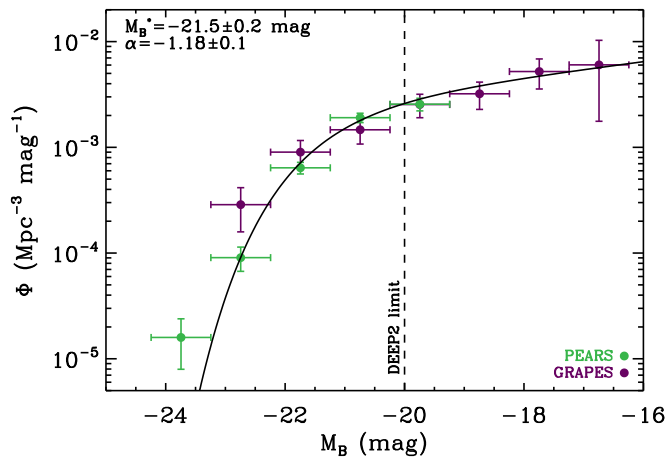
HST/WFC3 G102 & G141 grism spectra in GOODS-S ERS (Straughn<sup>+</sup> 2010)

IR grism spectra from space: unprecedented new opportunities in astrophysics.

- JWST will provide near-IR grism spectra to  $AB \lesssim 29$  mag from 2–5.0  $\mu\text{m}$ .



# Faint-end LF-Slope Evolution (fundamental, like local IMF)



Faint-end LF-slope at  $z \gtrsim 1$  with accurate ACS grism  $z$ 's to  $AB \lesssim 27$  (Cohen et al.; Ryan et al. 2007, ApJ, 668, 839) constrains hierarchical formation:

- Star-formation and SN feedback produce different faint-end slope-evolution: new physical constraints (Khochfar et al. 2007, ApJL, 668, L115).
- JWST will provide fainter spectra ( $AB \lesssim 29$ ) and spectro-photometric redshifts to much higher  $z$  ( $\lesssim 20$ ). JWST will trace  $\alpha$ -evolution for  $z \lesssim 12$ .
- Can measure environmental impact on faint-end LF-slope  $\alpha$  directly.
- Expect convergence to slope  $|\alpha| \equiv 2$  at  $z > 6$  before feedback starts?
- Constrain onset of Pop III SNe epoch, Type II & Type Ia SN-epochs.

- (4) How can JWST measure Galaxy Assembly?

HST helped show how galaxies formed and evolved in the last 12–13 Gyrs:

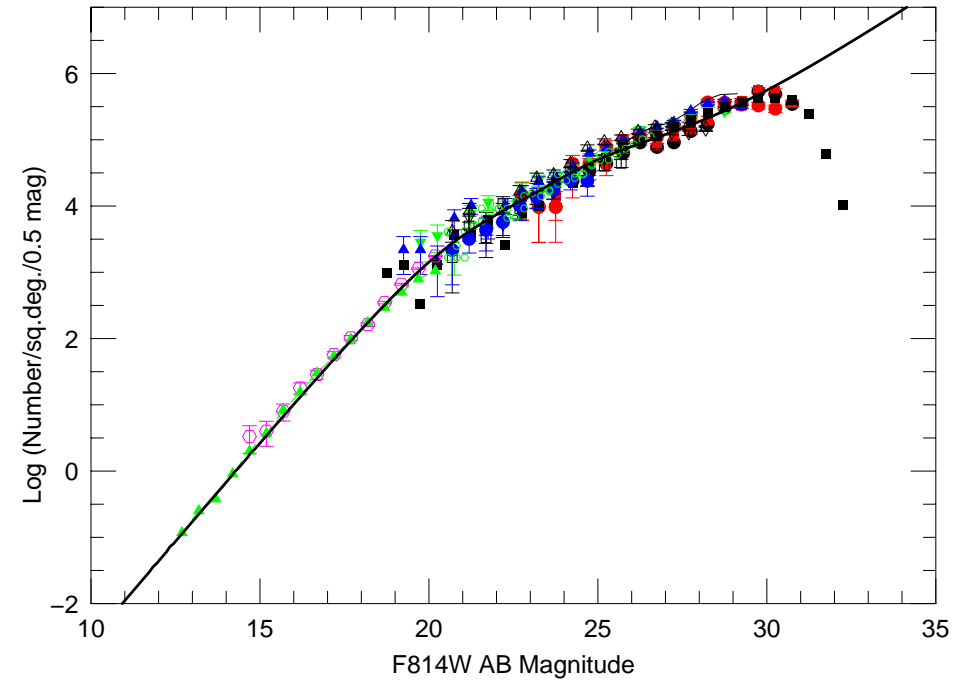
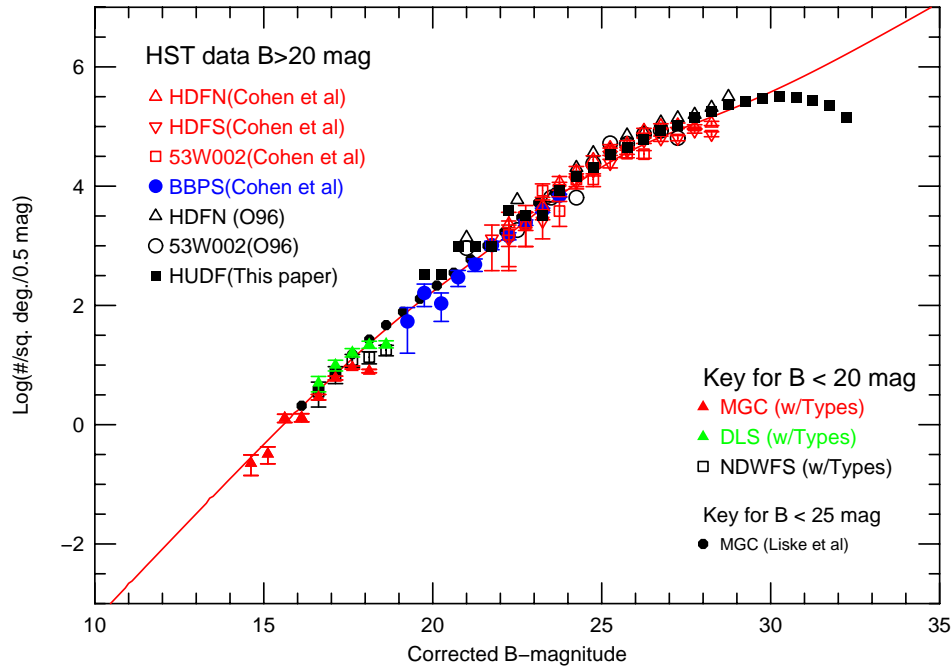
- Galaxies of all types formed over a wide range of time, but with a notable transition around  $z \sim 1-1.5$ , when Hubble sequence appears:
- Subgalactic units rapidly merge from  $z \simeq 7 \rightarrow 1$  to grow bigger units.
- Merger products settle as galaxies with large bulges or disks at  $z \lesssim 1$ . These evolved mostly passively since then, resulting in the giant galaxies that we see today.

JWST is designed to observe the following re. Galaxy Assembly:

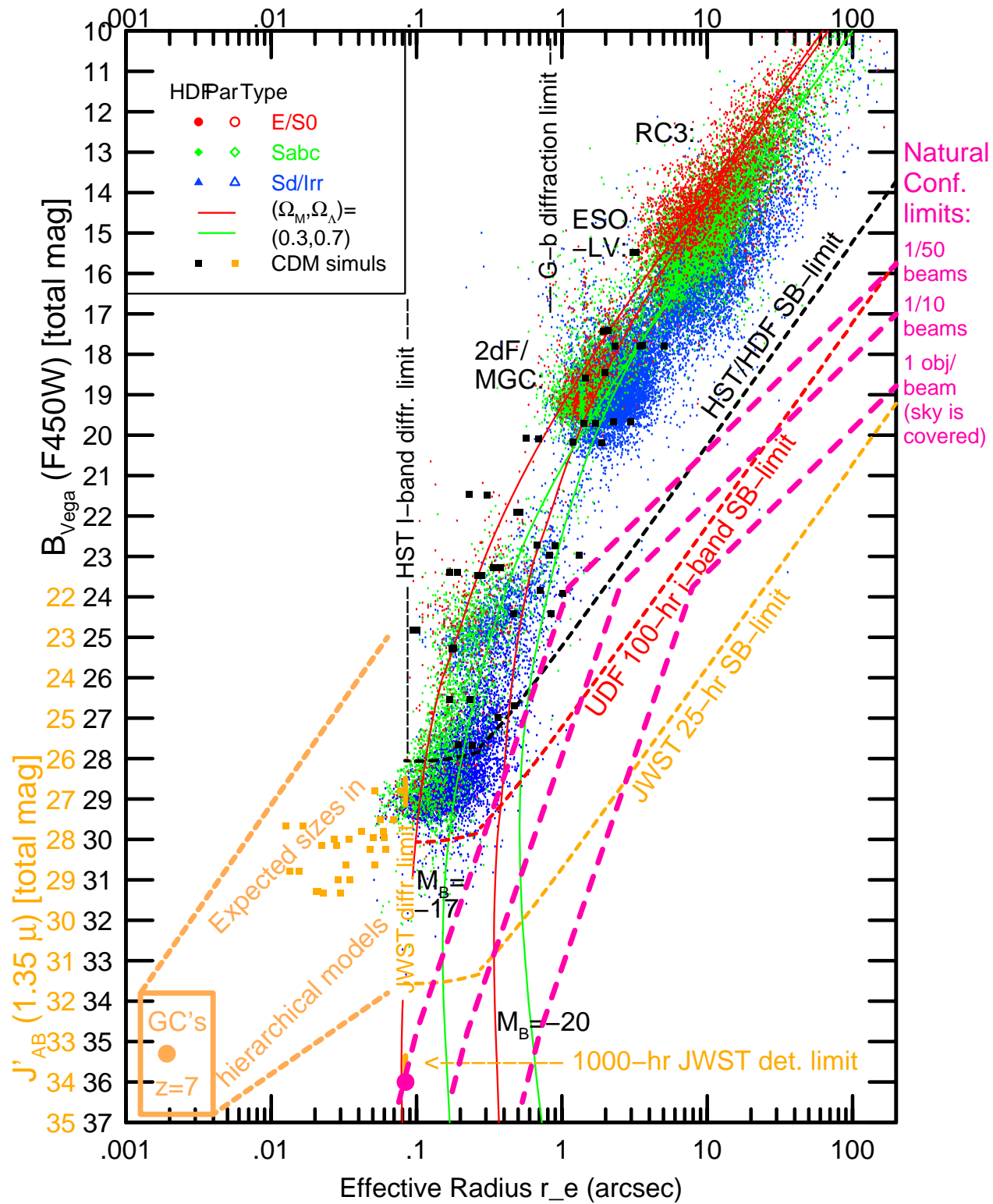
- Formation and evolution of Pop III star-clusters in the first 0.5 Gyr.
- Faint-end LF-slope evolution: (how) did dwarf galaxies finish reionization after 0.5–1 Gyr? Was there a transition to Pop-III objects?
- Measure how galaxies of all types formed over a wide range of cosmic time, by accurately measuring their SF, mass, Fe/H, and dust distributions, rest-frame structure and type, etc., as function of redshift for  $z \lesssim 15$ .



# Appendix 1: will JWST (& SKA) reach the Natural Confusion Limit?



- HUDF galaxy counts (Cohen et al. 2006): expect an integral of  $\gtrsim 2 \times 10^6$  galaxies/deg<sup>2</sup> to AB=31.5 mag ( $\simeq 1$  nJy at optical wavelengths). JWST and SKA will see similar surface densities to  $\simeq 1$  and 10 nJy, resp.
- $\Rightarrow$  Must carry out JWST and SKA nJy-surveys with sufficient spatial resolution to avoid object confusion (from HST: this means FWHM  $\lesssim 0''.08$ ).
- $\Rightarrow$  Observe with JWST/NIRSpec/MSA and SKA HI line channels, to disentangle overlapping continuum sources in redshifts space.



## Combination of ground-based and space-based HST surveys show:

- (1) Apparent galaxy sizes decline from the RC3 to the HUDF limits:
- (2) At the HDF/HUDF limits, this is *not* only due to SB-selection effects (cosmological  $(1+z)^4$ -dimming), but also due to:
  - (2a) hierarchical formation causes size evolution:  
$$r_{hl}(z) \propto r_{hl}(0) (1+z)^{-1}$$
  - (2b) increasing inability of object detection algorithms to deblend galaxies at faint mags (“natural” confusion  $\neq$  “instrumental” confusion).
- (3) At  $AB \gtrsim 30$  mag, JWST and at  $\gtrsim 10$  nJy, SKA will see more than  $2 \times 10^6$  galaxies/deg<sup>2</sup>. Most of these will be unresolved ( $r_{hl} \lesssim 0.1$  FWHM (Kawata et al. 2006). Since  $z_{\text{med}} \simeq 1.5$ , this influences the balance of how  $(1+z)^4$ -dimming & object overlap affects the catalog completeness.
- For details, see Windhorst, R. A., et al. 2008, *Advances in Space Research*, Vol. 41, 1965, (astro-ph/0703171) “High Resolution Science with High Redshift Galaxies”



- References and other sources of material shown:

<http://www.asu.edu/clas/hst/www/jwst/> [Talk, Movie, Java-tool]

[www.asu.edu/clas/hst/www/ahah/](http://www.asu.edu/clas/hst/www/ahah/) [Hubble at Hyperspeed Java-tool]

[http://wwwgrapes.dyndns.org/udf\\_map/index.html](http://wwwgrapes.dyndns.org/udf_map/index.html) [Clickable HUDF map]

<http://www.jwst.nasa.gov/> and <http://www.stsci.edu/jwst/>

<http://ircamera.as.arizona.edu/nircam/>

<http://ircamera.as.arizona.edu/MIRI/>

<http://www.stsci.edu/jwst/instruments/nirspec/>

<http://www.stsci.edu/jwst/instruments/guider/>

Gardner, J. P., et al. 2006, Space Science Reviews, 123, 485–606

Mather, J., & Stockman, H. 2000, Proc. SPIE Vol. 4013, 2

Windhorst, R., et al. 2008, Advances in Space Research, 41, p. 1965  
(astro-ph/0703171) “High Resolution Science with High Redshift Galaxies”